

## Appendix 4E Preliminary Final Report

Altium Limited and Controlled Entities  
ACN 009 568 772

Year ended 30 June 2007

Results for announcement to the market

	2007 \$'000	2006 \$'000	Percentage change
<b>Revenue</b> from ordinary activities	53,381	45,210	18%
Earnings before interest, tax, depreciation and amortisation	6,592	6,473	2%
<b>Profit</b> from ordinary activities before tax	1,580	1,163	36%
Income tax expense (benefit)	514	(394)	N/A
<b>Profit</b> from ordinary activities after tax attributable to members	1,066	1,557	(32%)
<b>Profit</b> for the period attributable to members	1,066	1,557	(32%)

Dividends	Amount per security	Franked amount per security
Final dividend	-	-

Dividends and return of capital not recognised at year end	2007 \$'000	2006 \$'000
The directors recommend a return of capital of 6 cents per share (2006: dividend of 4 cents per share), which is subject to shareholder approval at the next annual general meeting and regulatory approval.	5,349	3,522

	2007 \$'000	2006 \$'000
<b>Accumulated losses</b>		
Accumulated losses at the beginning of the financial year (restated) <sup>1</sup>	(84,345)	(85,902)
Profit attributable to members of Altium Limited	1,066	1,557
Dividends paid	(3,522)	-
<b>Accumulated losses at the end of the financial year</b>	<b>(86,801)</b>	<b>(84,345)</b>

<sup>1</sup> Refer to note 32 of the audited financial statements.

	2007 Cents	2006 Cents
<b>NTA Backing</b>		
Net tangible asset backing per ordinary share	20.1	18.3

Please refer to the attached audited financial statements for the year ended 30 June 2007:

- Income statements
- Balance sheets
- Statements of changes in equity
- Cash flow statements

This report should be read in conjunction with the attached audited financial statements for the year ended 30 June 2007.



Kayvan Oboudiyat  
Company Secretary

21 August 2007



**Altium Limited and Controlled Entities**  
ACN 009 568 772

**Annual Financial Report**  
30 June 2007

## **Altium Limited and Controlled Entities**

ACN 009 568 772

<b>Company particulars</b>	<b>1</b>
<b>Review of operations and activities</b>	<b>2</b>
<b>Directors' report</b>	<b>3</b>
<b>Corporate governance statement</b>	<b>15</b>
<b>Financial report</b>	<b>20</b>
<b>Declaration to the Board of Directors</b>	<b>53</b>
<b>Directors' declaration</b>	<b>54</b>
<b>Independent audit report to the members</b>	<b>55</b>

## Company particulars

### Directors

Carl J Rooke  
*Chairman*

Nicholas M Martin  
*Chief Executive Officer and Chief Technology Officer*

Kayvan Oboudiyat  
*Executive Vice Chairman*

William A Barteo  
*Non-Executive Director*

André J Pravaz (appointed 1 January 2007)  
*Non-Executive Director*

David M Warren  
*Non-Executive Director*

Samuel S Weiss (appointed 1 January 2007)  
*Non-Executive Director*

### Company Secretary

Kayvan Oboudiyat

**Registered office**  
Level 3, 12a Rodborough Road  
Frenchs Forest NSW 2086  
+61 2 8986 4400

**Auditor**  
PricewaterhouseCoopers  
201 Sussex Street  
Sydney NSW 2000  
+61 2 8266 0000

**Annual General Meeting**  
Thursday 4 October 2007  
Hilton Sydney  
488 George Street  
Sydney NSW 2000  
3.30 pm

**Share registry**  
Computershare Investor Services Pty Limited  
Level 3, 60 Carrington Street  
Sydney NSW 2000  
Australia 1 300 850 505  
Overseas +61 3 9415 4000

**Stock exchange listing**  
Altium Limited shares are listed on the Australian  
Stock Exchange (ASX code: ALU)

## Review of operations and activities

### Overview of financial performance and position:

	2007 \$'000	2006 \$'000	Percentage change
Revenue	53,381	45,210	18%
Earnings before interest, tax, depreciation and amortisation	6,592	6,473	2%
Profit before tax	1,580	1,163	36%
Profit attributable to members	1,066	1,557	(32%)
Earnings per share (cents)	1.2	1.8	(33%)
Return of capital/dividend declared per share (cents)	6.0	4.0	50%
Operating cash flows	8,953	3,483	157%
Cash position	10,653	6,352	68%
Deferred revenue	9,121	5,308	72%
Average number of employees during the year	265	253	5%
Number of employees at end of year	301	243	24%

The year ended 30 June 2007 has seen Altium continue its improved performance from the prior year with further sales growth, as detailed in the table below, and revenue growth of 18%. The performance of the business in the last financial year has provided the capability to make the necessary investments to take advantage of market opportunities that currently exist. At the same time as undertaking additional investment in research and development, sales and marketing and organisational infrastructure, the group has increased operating cash flows, profit before tax and proposed distributions from the prior year. The group's year end cash position has also increased significantly on the prior financial year, despite the appreciation of the Australia dollar, and is a direct result of the sales growth.

### Sales in local currencies:

	2007 \$'000	2006 \$'000	Percentage change
<b>Product sales</b>			
Americas (USD)	19,850	15,249	30%
Europe (EUR)	11,426	9,791	17%
Asia Pacific (USD)	10,141	6,072	67%
<b>Consulting Services</b>			
Europe (EUR)	581	605	(4%)

The year has seen strong growth in sales in each of the group's three geographic segments. For the second consecutive year, growth in the Americas has exceeded 30% in local currency while growth in European sales has increased from the prior year. Asia Pacific continues to be the highest growing region, driven by growth in each of the major markets in the region. The Chinese market continues to represent a significant opportunity for growth in Asia Pacific and expansion in the customer base resulted in sales growth exceeding 150% for the year.

### Regulatory environment

For details regarding the impact of regulatory changes in accounting standards refer to note 1 in the notes to the financial statements section of this report.

### Legal

At the date of this report there are no significant legal issues affecting the company.

### Health and safety

Altium is committed to providing its employees with a healthy and safe working environment and has in place a comprehensive occupational health and safety program.

### Corporate governance

Corporate governance information is included on page 15 of the annual financial report.

### Statement of compliance

The above report includes disclosures as recommended in The Group of 100 Incorporated publication: Guide to Review of Operations and Financial Condition.

## Directors' report

The directors of Altium Limited present their report on the group consisting of Altium Limited and the entities it controlled at the end of, or during, the year ended 30 June 2007.

### *Directors*

The following persons were directors of Altium Limited during the whole of the financial year and up to the date of this report:

Carl J Rooke  
Nicholas M Martin  
Kayvan Oboudiyat  
William A Bartee  
David M Warren

André J Pravaz and Samuel S Weiss were appointed non-executive directors on 1 January 2007 and continue in office at the date of this report.

### *Principal activities and review of operations*

The group's principal activities during the year were that of the design, development and sale of computer software for the design of electronic products.

Refer to the review of operations and activities on page 2 for further commentary.

### *Results*

	Group	
	2007	2006
	\$'000	\$'000
Profit before income tax	1,580	1,163
Income tax expense (benefit)	514	(394)
Profit after income tax	<u>1,066</u>	<u>1,557</u>

### *Earnings per share*

	2007	2006
	Cents	Cents
Basic earnings per share	1.2	1.8
Diluted earnings per share	1.2	1.8

### *Dividends*

	2007	2006
	\$'000	\$'000
Final ordinary dividend of 4 cents (2005: \$nil) per fully paid share on 21 August 2006.	<u>3,522</u>	-

The directors recommend a return of capital of 6 cents per share, which is subject to shareholder approval at the next annual general meeting and regulatory approval.

## Directors' report continued

### *Information on directors*

#### ***Carl J Rooke CA FAICD, Non-Executive Chairman***

Carl joined the board in 1990 as a non-executive director and was appointed Chairman in 1999. Carl is a former Chairman of Horwath Australia and currently holds the position of Director of BDO Kendalls Pty Ltd (formerly Horwath Tas Pty Ltd). Carl is a Fellow of the Institute of Chartered Accountants and the Institute of Company Directors and brings to the group a history of successful business practice with many years of proven experience in management, accounting and finance. Carl is also Chairman of the remuneration and nomination committees and a member of the audit and risk management committee.

#### ***Nicholas M Martin, Chief Executive Officer and Chief Technology Officer***

Nick founded Altium Limited in 1985 (known then as Protel International) and has served as an executive director from the group's inception and Chief Executive Officer since 2001. It is due to Nick's vision and foresight that Altium is considered a global leader in technology innovation in the electronics design industry. Nick provides the business strategy for the company including the overall financial, marketing and product development direction. Additionally, Nick is a member of the nomination committee.

#### ***Kayvan Oboudiyat BE (Hons) GDA, Executive Vice Chairman***

Kayvan has been a director since 1997. Originally Kayvan was appointed Managing Director, becoming Chief Executive Officer in 1999 and Joint Chief Executive Officer in July 2001. Kayvan has served in his current role of Executive Vice Chairman for two years. Kayvan has played a key role in driving the group's aggressive acquisition strategy with an active involvement in the continuing development of new business opportunities. Prior to joining the group, Kayvan spent eleven years with Telstra, including three years as a senior executive in the International Business Unit. Kayvan is also the Company Secretary.

#### ***William A Bartee BS MBA JD, Non-Executive Director***

Bill was appointed to the board as a non-executive director in 1999. Bill has sixteen years experience working with emerging growth technology companies in US venture capital and private equity industries. He is a former investment director for Macquarie Technology Ventures and former Chief Executive Officer of Mantara, a messaging software company. Bill currently holds the position of Managing Director of Globalview Technology Ventures, LLC. Bill is the Chairman of the audit and risk management committee and a member of the remuneration and nomination committee.

#### ***André J Pravaz BSc MBA FAICD, Non-Executive Director***

André became a non-executive director of the board on 1 January 2007 and is the former Vice President, South East Asia Pacific for Autodesk Inc, the world's leading design software and services company for building, manufacturing, infrastructure and digital media. André has also held various senior management roles in organisations such as Digital Equipment Corporation, Silicon Graphics, ASK Computer Systems and Compuware Asia Pacific. André was appointed to the remuneration committee on 23 July 2007.

#### ***David M Warren BSc (Hons) MAIP MAICD, Non-Executive Director***

Dave has served as a member of the board since 1991. He has an Honours degree in Physics from the University of Tasmania and worked in the field of electronics research and development for several years prior to joining Altium's management team in 1987. Dave served as President of Altium's USA operation from 1994-1995. Since 1995 he has worked in the areas of mergers, acquisitions, sales and corporate development prior to becoming a non-executive board member in 2004. Dave is a member of the remuneration committee and was a member of the audit and risk management committee until 23 July 2007.

#### ***Samuel S Weiss AB MS FAICD, Non-Executive Director***

Sam joined the Altium board as a non-executive director on 1 January 2007 and is a highly regarded corporate advisor with extensive board experience. Sam currently serves on the boards of Orotan Group Ltd, Ecos Corporation, GLG Corp Ltd, Open Universities Pty Ltd and Canterbury of New Zealand Ltd and brings valuable business experience from his previous roles as Vice President, Asia-Pacific, Gateway Computers and Chief Operating Officer for Nike Europe. Sam was appointed to the audit and risk management committee on 23 July 2007.

The directors held no other directorships in the past 3 years other than those stated above.

## Directors' report continued

### *Directors' interests*

Directors' interest in Altium Limited at 30 June 2007 is as follows:

	Ordinary shares	Share options
Carl J Rooke	465,365	160,000
Nicholas M Martin	22,524,650	-
Kayvan Oboudiyat	1,987,500	400,000
William A Bartee	-	80,000
André J Pravaz <sup>1</sup>	-	-
David M Warren	5,523,000	-
Samuel S Weiss <sup>1</sup>	-	-

<sup>1</sup> André J Pravaz and Samuel S Weiss were appointed on the 1 January 2007

Nicholas M Martin, David M Warren, André J Pravaz and Samuel S Weiss have not been granted options over ordinary shares at any time since the commencement of any company option plans.

### *Directors' meetings*

The number of meetings of the company's board of directors and of each board committee held during the year ended 30 June 2007, and the numbers of meetings attended by each director were:

	Full meetings of directors	Meetings of committees		
		Audit and risk management	Nomination	Remuneration
Number of meetings held	7	3	1	2
<b>Number of meetings attended by:</b>				
Carl J Rooke	7	3	1	2
Nicholas M Martin	6	-	1	-
Kayvan Oboudiyat	7	-	-	-
William A Bartee	6	3	1	2
André J Pravaz <sup>1</sup>	4	-	-	-
David M Warren	7	3	-	2
Samuel S Weiss <sup>1</sup>	4	-	-	-

<sup>1</sup> André J Pravaz and Samuel S Weiss were appointed on the 1 January 2007 and were only required to attend four meetings.

- Not a member of the relevant committee.

## Remuneration report (audited)

### *Remuneration philosophy*

Altium's philosophy for executive remuneration is to ensure that remuneration properly reflects the duties and responsibilities of its executives and that the remuneration is competitive in attracting, motivating and retaining the services of high quality management. This objective is achieved via a reward program that involves a mixture of fixed and performance based remuneration.

### *Remuneration structure*

In accordance with best practice corporate governance recommendations, the structure of non-executive director remuneration and senior executive remuneration is separate and distinct.

### *Remuneration committee*

The board established the remuneration committee, which is responsible for reviewing and recommending remuneration policies and packages for board members and senior executives. The remuneration committee also assesses the appropriateness of the nature and amount of the packages on a periodic basis by reference to relevant employment market conditions.

### *Non-executive remuneration*

Non-executive director remuneration payments reflect the demands, responsibilities and skill set which are made of the non-executive directors.

Remuneration of non-executive directors is determined by the board within the maximum amount of cash salary approved by the shareholders from time to time. The current pool of \$350,000 per annum was approved in a meeting on 30 September 1999.

The chairman's fees are considered independently to the fees of the non-executive directors based on comparative roles in the external market. The chairman is not present at any discussions relating to the determination of his own remuneration.

### *Executive remuneration*

The executive pay and reward framework has three components:

- Base pay and benefits, including superannuation
- Short term incentives
- Long term incentives, through participation in share option plans

The combination of these comprises the executive's total remuneration.

### **Base pay**

Base pay is structured as a total employment cost package which may be delivered as a combination of cash and prescribed non-financial benefits at the executives' discretion. Executives are offered a competitive base pay that comprises the fixed component of pay and rewards. Base pay for executives is reviewed annually by reference to appropriate benchmark information, to ensure that the executives pay is competitive with the market. Retirement benefits are paid in line with local legislation and practice.

The board believes that well managed short term and long term incentives plans are important elements of employee remuneration and that the senior executives' participation in these plans aligns their objectives with Altium's short term goals and long term vision.

### **Short term incentives**

Short term incentives are based on achievement of specific performance targets. Performance targets are aligned to both tactical and strategic business objectives using a mixture of quantitative and qualitative targets. Quantitative measures include sales and operating performance targets. Qualitative measures are associated with organisational and business development objectives. The percentage of total remuneration that is allocated to short term incentives varies according to the seniors executive position and range between 20% and 30% of total remuneration for achieving all targets.

### **Performance monitoring process**

The remuneration committee approves, in principal, the structure and policy of short term incentives. The Chief Executive Officer and Chief Operating Officer align key performance indicators for other executives using the principals determined by the remuneration committee. The Chief Executive Officer assesses whether the financial and non-financial targets have been fully or partially achieved and make recommendations to the board. Short term incentives are assessed and paid on both half and full year results.

### **Long term incentives**

Long term incentives are provided to certain eligible employees via the option plans. Options offered to directors and senior executives are not dependent on performance criteria. See page 8 for further information.

## Remuneration report (audited) continued

### *Key management personnel*

The key management personnel of Altium Limited include the directors as per page 4 and the following executive officers who have authority and responsibility for planning, directing and controlling the activities of the company:

Emma Lo Russo	President and Chief Operating Officer
Darren Charles	Chief Financial Officer
Benjamin Wells	Director, Embedded Intelligence, Sydney Technology Centre
Kerri-Ann Wilson	Chief People Officer
Marc Depret	Director, Unified Platform, Sydney Technology Centre
Jason Hingston	Associate Director, Board Implementation, Sydney Technology Centre
Peter Williamson <sup>1</sup>	Director of Sales, Asia Pacific

<sup>1</sup> Appointed on 30 October 2006.

The key management personnel of the group include the directors as per page 4 and the following executive officers:

Emma Lo Russo	President and Chief Operating Officer
Darren Charles	Chief Financial Officer
Michael Stipe <sup>1</sup>	Vice President, Sales, Americas
Frank Hoschar	Vice President, Sales and Support, EMEA
Peter Murman	Managing Director, Amersfoort Technology Centre
Matthew Schwaiger	Vice President, Support & Application, Americas

<sup>1</sup> Ceased employment on 10 July 2007.

### *Service agreements*

Remuneration and other terms of employment for each board member and senior executive are formalised in service agreements. The major provisions of the agreements relating to remuneration are set out below.

	Directors base fee	Base salary inclusive of superannuation	Notice period
<b><i>Non-executive directors of Altium Limited</i></b>			
Carl J Rooke	AU\$110,000		
William A Bartee	AU\$60,000		
André J Pravaz	AU\$60,000		
David M Warren	AU\$40,000		
Samuel S Weiss	AU\$60,000		
<b><i>Executive directors of Altium Limited</i></b>			
Nicholas M Martin	AU\$40,000	AU\$319,700	-
Kayvan Oboudiyat	AU\$40,000	AU\$305,000	-
<b><i>Key executives of Altium Limited (including key executives of the group)</i></b>			
Emma Lo Russo		AU\$250,000	4 weeks
Darren Charles		AU\$240,000	-
Benjamin Wells		AU\$220,000	5 weeks
Kerri-Ann Wilson		AU\$174,400	5 weeks
Marc Depret		AU\$163,500	5 weeks
Jason Hingston		AU\$163,500	5 weeks
Peter Williamson		AU\$200,000	2 weeks
<b><i>Key executives of the group</i></b>			
Michael Stipe		US\$200,000	-
Frank Hoschar		€135,000	3 months
Peter Murman		€146,400	3 months
Matthew Schwaiger		US\$161,162	5 weeks

The above directors and senior executives have open agreements with no fixed term.

## Remuneration report (audited) continued

### Amounts of remuneration

The following tables set out the details of director and key executive remuneration earned during the year.

2007	Short-term employee benefits		Post-employment benefits	Long term benefits	Share-based payments	Performance related as a proportion of total remuneration	Options as a proportion of total remuneration		
	Salary and fees	Bonus	Non-monetary benefits	Super-annuation	Long service leave			Options	
<b>Non-executive directors of Altium Limited</b>									
Carl J Rooke	110,000	-	-	-	-	3,214	113,214	-	3%
William A Barteo	55,046	-	-	4,954	-	1,607	61,607	-	3%
André J Pravaz <sup>1</sup>	27,523	-	-	2,477	-	-	30,000	-	-
David M Warren	36,697	-	-	3,303	-	-	40,000	-	-
Samuel S Weiss <sup>1</sup>	27,523	-	-	2,477	-	-	30,000	-	-
	<b>256,789</b>	-	-	<b>13,211</b>	-	<b>4,821</b>	<b>274,821</b>	-	<b>2%</b>
<b>Executive directors of Altium Limited</b>									
Nicholas M Martin	330,000	-	-	29,700	6,411	-	366,111	-	-
Kayvan Oboudiyat	239,887	-	-	105,113	7,770	24,106	376,876	-	6%
	<b>569,887</b>	-	-	<b>134,813</b>	<b>14,180</b>	<b>24,106</b>	<b>742,986</b>	-	<b>3%</b>
<b>Key executives of Altium Limited (including key executives of the group)</b>									
Emma Lo Russo <sup>^</sup>	215,271	37,500	6,690	20,266	1,509	35,142	316,378	12%	11%
Darren Charles <sup>^</sup>	205,549	33,750	7,066	19,439	8,802	7,451	282,057	12%	3%
Benjamin Wells	183,428	26,250	8,395	15,260	11,113	8,877	253,323	10%	4%
Kerri-Ann Wilson	149,480	10,900	-	13,444	5,851	4,127	183,802	6%	2%
Marc Depret	151,506	-	-	13,636	4,887	8,035	178,064	-	5%
Jason Hingston	137,794	-	9,380	13,327	5,521	5,424	171,446	-	3%
Peter Williamson <sup>2</sup>	123,735	31,344	-	11,136	80	9,425	175,720	18%	5%
	<b>1,166,763</b>	<b>139,744</b>	<b>31,531</b>	<b>106,508</b>	<b>37,763</b>	<b>78,481</b>	<b>1,560,790</b>	<b>9%</b>	<b>5%</b>
<b>Key executives of the group</b>									
Michael Stipe <sup>3^</sup>	227,698	111,642	24,525	12,913	-	8,417	385,195	29%	2%
Frank Hoschar <sup>^</sup>	236,682	117,353	25,775	-	-	2,830	382,640	31%	1%
Peter Murman <sup>^</sup>	234,490	6,392	5,854	35,929	-	8,588	291,253	2%	3%
Matthew Schwaiger	196,815	51,550	15,808	5,955	(800) <sup>4</sup>	8,035	277,363	19%	3%
	<b>895,685</b>	<b>286,937</b>	<b>71,962</b>	<b>54,797</b>	<b>(800)</b>	<b>27,870</b>	<b>1,336,451</b>	<b>21%</b>	<b>2%</b>

<sup>1</sup> André J Pravaz and Samuel S Weiss were appointed on 1 January 2007.

<sup>2</sup> Peter Williamson was appointed on 30 October 2006.

<sup>3</sup> Michael Stipe ceased employment on 10 July 2007.

<sup>4</sup> Changes in assumptions resulted in a negative expense for Matthew Schwaiger's long service leave.

<sup>^</sup> Denotes one of the five highest paid executives of the group, as required to be disclosed under the *Corporations Act 2001*.

## Remuneration report (audited) continued

2006	Short-term employee benefits		Post-employment benefits	Long term benefits	Share-based payments	Performance related as a proportion of total remuneration	Options as a proportion of total remuneration		
	Salary and fees	Bonus	Non-monetary benefits	Super-annuation	Long service leave			Options	
						Total			
<b>Non-executive directors of Altium Limited</b>									
Carl J Rooke	110,000	-	-	-	-	6,347	116,347	-	5%
William A Barteo	56,105	-	-	5,048	-	3,173	64,326	-	5%
David M Warren	37,403	-	-	3,366	-	-	40,769	-	-
Dr Steven G Duvall <sup>1</sup>	3,176	-	-	286	-	-	3,462	-	-
Bruce W Edwards <sup>2</sup>	33,163	-	-	2,590	-	-	35,753	-	-
	<b>239,847</b>	-	-	<b>11,290</b>	-	<b>9,520</b>	<b>260,657</b>	-	<b>4%</b>
<b>Executive directors of Altium Limited</b>									
Nicholas M Martin	331,269	-	1,234	29,814	118,741	-	481,058	-	-
Kayvan Oboudiyat	263,801	-	667	87,834	10,833	47,602	410,737	-	12%
Darren Charles <sup>3</sup>	3,077	-	-	-	-	-	3,077	-	-
	<b>598,147</b>	-	<b>1,901</b>	<b>117,648</b>	<b>129,574</b>	<b>47,602</b>	<b>894,872</b>	-	<b>5%</b>
<b>Key executives of Altium Limited (including key executives of the group)</b>									
Emma Lo Russo	170,692	21,740	1,809	17,319	364	2,889	214,813	10%	1%
Darren Charles <sup>3A</sup>	191,468	20,000	11,023	16,919	5,135	9,378	253,923	8%	4%
Benjamin Wells	157,981	20,000	1,679	14,603	4,059	10,750	209,072	10%	5%
Marc Depret	142,692	4,500	-	13,247	3,215	15,857	179,511	3%	9%
Alan Perkins <sup>4</sup>	147,432	-	12,188	14,218	1,869	10,710	186,417	-	6%
	<b>810,265</b>	<b>66,240</b>	<b>26,699</b>	<b>76,306</b>	<b>14,642</b>	<b>49,584</b>	<b>1,043,736</b>	<b>6%</b>	<b>5%</b>
<b>Key executives of the group</b>									
Michael Stipe <sup>^</sup>	145,705	260,973	9,037	9,346	-	2,803	427,864	61%	1%
Frank Hoschar	218,116	-	26,199	-	-	4,745	249,060	-	2%
Peter Murman <sup>^</sup>	199,673	7,292	11,092	40,350	-	10,542	268,949	3%	4%
Matthew Schwaiger <sup>^</sup>	169,748	3,739	83,943	7,108	20,680	15,867	301,085	1%	5%
Klaus Pontius <sup>5A</sup>	242,051	-	21,207	-	-	6,180	269,438	-	2%
	<b>975,293</b>	<b>272,004</b>	<b>151,478</b>	<b>56,804</b>	<b>20,680</b>	<b>40,137</b>	<b>1,516,396</b>	<b>18%</b>	<b>3%</b>

<sup>1</sup> Dr Steven G Duvall resigned as a non-executive director on 15 July 2005.

<sup>2</sup> Bruce W Edwards resigned as a non-executive director on 15 July 2005. Payments made in relation to Bruce W Edwards' base salary relate to his employment as an executive director for the financial year ending 30 June 2005.

<sup>3</sup> Darren Charles resigned as an executive director on 15 July 2005. Darren Charles continues in his capacity as Chief Financial Officer at the date of this report.

<sup>4</sup> Alan Perkins resigned as Chief Information Officer on 4 August 2006.

<sup>5</sup> Klaus Pontius resigned as Regional Director, Europe on 24 April 2006.

<sup>^</sup> Denotes one of the five highest paid executives of the group, as required to be disclosed under the *Corporations Act 2001*.

## Remuneration report (audited) continued

### Share-based compensation

Unissued ordinary shares of Altium Limited under option at 30 June 2007 are as follows:

Name of option plan	Issue price of shares (\$)	Value per option at grant date (\$)	Grant date	Expiry date	Number of options
Altium Option Plan <sup>1</sup>	1.17	0.69	10 Jul 2002	10 Jul 2007	400,000
Altium Option Plan <sup>1</sup>	1.34	0.74	23 Oct 2002	23 Oct 2007	1,914,650
Altium Option Plan <sup>1</sup>	1.34	0.74	30 Oct 2002	30 Oct 2007	7,400
Altium Option Plan <sup>1</sup>	1.34	0.72	11 Nov 2002	11 Nov 2007	16,940
Altium Option Plan <sup>1</sup>	1.34	0.64	19 Nov 2002	19 Nov 2007	169,550
Altium Option Plan <sup>1</sup>	1.34	0.55	27 Nov 2002	27 Nov 2007	40,500
Altium Employee Share Option Plan <sup>2</sup>	0.86	0.23	5 Dec 2003	5 Dec 2008	6,059,910
Altium Director Share Option Plan <sup>2</sup>	0.86	0.23	5 Dec 2003	5 Dec 2008	990,000
Altium Employee Share Option Plan <sup>3</sup>	0.86	0.06	7 May 2005	7 May 2009	200,000
Altium Employee Share Option Plan <sup>1</sup>	1.00	0.09	21 Feb 2006	21 Feb 2011	1,370,200
Altium Employee Share Option Plan <sup>1</sup>	1.00	0.11	14 Mar 2006	14 Mar 2011	556,100
Altium Employee Share Option Plan <sup>1</sup>	1.50	0.84	8 Dec 2006	8 Dec 2011	715,250
Altium Employee Share Option Plan <sup>1</sup>	1.50	1.19	16 Jan 2007	16 Jan 2012	378,500
<b>Total unissued ordinary shares of Altium Limited under option</b>					<b>12,819,000</b>

<sup>1</sup> Options vest in equal amounts over a four-year period from the first anniversary of the date of issue.

<sup>2</sup> Options vest over a three-year period from the first anniversary of the date of issue, with 40% vesting in year one and 30% vesting for the two subsequent years thereafter.

<sup>3</sup> Options issued supplementary to those issued on 5 December 2003 and vest over a two-year period from the date of issue, with 40% vesting at issue date and 30% vesting for the two subsequent years thereafter, in line with the vesting periods of the original options granted on 5 December 2003.

The vesting period of options granted under the Altium Employee Share Option Plan and the Altium Director Share Option Plan is at the directors' discretion. The options are exercisable at any time once vested through to expiry date. When exercised, each option is convertible into one ordinary share. No option holder has any right under the options to participate in any other share issue of the company or of any other entity within the group.

During the current financial year Altium Limited granted 1,144,675 options at an exercise price of \$1.50.

The value of options included as remuneration for directors and executives, is valued at the date they are granted and apportioned over the vesting period. Fair values at grant date have been assessed using a derivative of the Black-Scholes option-pricing model incorporating the following factors; exercise price, stock price, expected life, volatility, risk-free rate, dividend yield and vesting period. Further information on options is set out in note 25 to the financial statements.

## Remuneration report (audited) continued

Options over unissued ordinary shares in Altium Limited provided as remuneration to each director of the company and each of the key personnel of the group as set out below:

2007	Balance at 1 July 2006	Granted during the year	Exercised during the year	Expired during the year	Balance at 30 June 2007	Vested and exercisable at 30 June 2007
<i>Directors of Altium Limited</i>						
Carl J Rooke	160,000	-	-	-	160,000	160,000
Kayvan Oboudiyat <sup>1</sup>	1,200,000	-	800,000	-	400,000	400,000
William A Bartee	80,000	-	-	-	80,000	80,000
<i>Key management personnel of Altium Limited</i>						
Emma Lo Russo	200,000	300,000	-	-	500,000	50,000
Darren Charles	571,000	-	-	-	571,000	496,000
Benjamin Wells	521,000	-	-	-	521,000	446,000
Kerri-Ann Wilson	270,000	-	-	80,000	190,000	152,500
Marc Depret	550,000	-	-	-	550,000	550,000
Jason Hingston	470,000	-	-	-	470,000	470,000
Peter Williamson <sup>2</sup>	-	100,000	-	-	100,000	-
<i>Key management personnel of the group</i>						
Michael Stipe <sup>3</sup>	200,000	-	-	-	200,000	50,000
Frank Hoschar	375,000	-	-	-	375,000	375,000
Peter Murman	415,000	100,000	-	157,500	357,500	257,500
Matthew Schwaiger	600,000	-	-	-	600,000	600,000

<sup>1</sup> Kayvan Oboudiyat options were exercised at 86 cents on 24 April 2007. These shares have been paid in full.

<sup>2</sup> Peter Williamson was appointed on 30 October 2006.

<sup>3</sup> Michael Stipe ceased employment on 10 July 2007.

Nicholas M Martin, David M Warren, André J Pravaz and Samuel S Weiss have not been granted options over ordinary shares at any time since the commencement of any company option plans.

2006	Balance at 1 July 2005	Granted during the year	Exercised during the year	Expired during the year	Balance at 30 June 2006	Vested and exercisable at 30 June 2006
<i>Directors of Altium Limited</i>						
Carl J Rooke	320,000	-	-	160,000	160,000	112,000
Kayvan Oboudiyat	2,400,000	-	-	1,200,000	1,200,000	840,000
William A Bartee	160,000	-	-	80,000	80,000	56,000
Dr Steven G Duvall <sup>1</sup>	80,000	-	-	80,000	-	-
Darren Charles <sup>2</sup>	601,000	100,000	-	130,000	571,000	333,450
Bruce W Edwards <sup>1</sup>	150,000	-	-	-	150,000	105,000
<i>Key management personnel of Altium Limited</i>						
Emma Lo Russo	-	200,000	-	-	200,000	-
<i>Key management personnel of the group</i>						
Michael Stipe	-	200,000	-	-	200,000	-
Frank Hoschar	375,000	-	-	-	375,000	272,500
Peter Murman	415,000	-	-	-	415,000	338,538

<sup>1</sup> Dr Steven G Duvall and Bruce W Edwards resigned as non-executive directors on 15 July 2005.

<sup>2</sup> Darren Charles resigned as an executive director on 15 July 2005 and continues in his capacity of Chief Financial Officer at date of this report.

## Remuneration report (audited) continued

Details of all options granted to or exercised by key management personnel during the financial year are set out below:

2007	Fair value at grant date \$	Value at exercise date \$	Date granted or exercised
Kayvan Oboudiyat	-	992,000	26 Apr 2007
Emma Lo Russo	89,814	-	8 Dec 2006
Peter Williamson	29,938	-	8 Dec 2006
Peter Murman	48,552	-	16 Jan 2007

2006	Fair value at grant date \$	Value at exercise date \$	Date granted or exercised
Emma Lo Russo	14,253	-	21 Feb 2006
Darren Charles	7,127	-	21 Feb 2006
Michael Stipe	16,722	-	14 Mar 2006

No amounts are unpaid on any shares issued on the exercise of options.

There were no options granted to directors during the financial year.

### *Loans to directors and executives*

Information on loans to directors and executives, including amounts, interest rates and repayment terms can be found in note 30 to financial statements.

### *Significant changes in the state of affairs*

There have been no significant changes in the state of affairs during the financial year.

### *Events subsequent to balance date*

Apart from the directors recommendation to return capital, no matter or circumstance has arisen since 30 June 2007 that has significantly affected, or may significantly affect:

- (a) the group's operations in future financial years, or
- (b) the results of those operations in future financial years, or
- (c) the group's state of affairs in future financial years.

### *Environmental regulation*

The company has assessed whether there are any particular environmental regulations that apply to it and has determined that there are none of significance.

### *Likely developments and expected results of operations*

Information on likely developments in the operations of the group and the expected results of operations have not been included in this report because the directors believe it would be likely to result in unreasonable prejudice to the group.

### *Insurance of officers*

During the year the company paid a premium of \$155,785 (2006: \$67,026) to insure the directors and officers of Altium Limited and its subsidiaries. The liabilities insured are legal costs and other expenses that may be incurred in defending any civil or criminal proceedings that may be brought against them in their capacity as directors or officers of the group.

### *Non-audit services*

The group has employed PricewaterhouseCoopers on assignments additional to their audit duties where the auditor's expertise and experience with the company and/or the group are important.

## Directors' report continued

The board of directors has considered the position and, in accordance with the advice received from the audit and risk management committee is satisfied that the provision of the non-audit services is compatible with the general standard of independence for auditors imposed by the *Corporations Act 2001*. The directors are satisfied that the provision of non-audit services by the auditor, as set out on the next page, did not compromise the auditor independence requirements of the *Corporations Act 2001* for the following reasons:

- All non-audit services have been reviewed by the audit and risk management committee to ensure they do not impact the impartiality and objectivity of the auditor.
- None of the services undermine the general principles relating to auditor independence as set out in APES 110 *Code of Ethics for Professional Accountants*.

Details of the amounts paid or payable to PricewaterhouseCoopers for non-audit services provided by the group during the year are set out below.

	2007 \$	2006 \$
<b>Taxation services</b>		
PricewaterhouseCoopers Australian firm:		
Tax compliance services, including review of company income tax returns	-	11,154
Tax consulting and tax advice	26,302	22,710
Related practices of PricewaterhouseCoopers Australian firm:		
Tax compliance services, including review of company income tax returns	171,054	259,353
Tax consulting and tax advice	41,989	84,620
<b>Total remuneration for taxation services</b>	<b>239,345</b>	<b>377,837</b>
<b>Advisory services</b>		
PricewaterhouseCoopers Australian firm		
	-	9,600
Related practices of PricewaterhouseCoopers Australian firm	-	1,212
<b>Total remuneration for advisory services</b>	<b>-</b>	<b>10,812</b>

### ***Auditors' independence declaration***

A copy of the auditors' independence declaration as required under section 307C of the *Corporations Act 2001* is set out on page 14.


### ***Rounding of amounts***

The company is of a kind referred to in Class Order 98/100, issued by the Australian Securities and Investments Commission, relating to "rounding off" of amounts in the directors' report. Amounts in the directors' report have been rounded off in accordance with that Class Order to the nearest thousand dollars, or in certain cases, to the nearest dollar.

### ***Auditor***

PricewaterhouseCoopers continues in office as auditor in accordance with section 327 of the *Corporations Act 2001*.

This report is made in accordance with a resolution of the directors.



Nicholas M Martin  
Director, Chief Executive Officer and Chief Technology Officer



Kayvan Oboudiyat  
Director and Executive Vice Chairman

Sydney  
21 August 2007

**PricewaterhouseCoopers**  
**ABN 52 780 433 757**

Darling Park Tower 2  
201 Sussex Street  
GPO BOX 2650  
SYDNEY NSW 1171  
DX 77 Sydney  
Australia  
[www.pwc.com/au](http://www.pwc.com/au)  
Telephone +61 2 8266 0000  
Facsimile +61 2 8266 9999

## Auditors' Independence Declaration

As lead auditor for the audit of Altium Limited for the year ended 30 June 2007, I declare that to the best of my knowledge and belief, there have been:

- (a) no contraventions of the auditor independence requirements of the *Corporations Act 2001* in relation to the audit; and
- (b) no contraventions of any applicable code of professional conduct in relation to the audit.

This declaration is in respect of Altium Limited and the entities it controlled during the period.



M W Chiang  
Partner

Sydney  
21 August 2007

## Corporate governance statement

Corporate governance is a foundation for creating and maintaining shareholder value. With this intention Altium Limited and its board are committed to achieving and demonstrating the highest standards of corporate governance.

Altium's corporate governance framework is broadly consistent with the ASX Corporate Governance Council's best practice recommendations. Minor deviations occur only when a principle or recommendation is not appropriate for the group to incorporate.

The board continuously reviews and assesses the appropriateness of the group's corporate governance framework with reference to the effect of both internal and external factors.

### The roles of the board and management

The board is responsible for promoting the success of the group as a leading global developer and supplier of electronic product development solutions; and as a commercial entity listed on the Australian Stock Exchange. The board has a charter that outlines its functions and responsibilities, which include the review and approval of corporate strategy, budgets and financial plans, monitoring organisational performance and achievement of the group's strategic goals and objectives.

The relationship between the board and senior executives is critical to the group's long term success. The directors are responsible to shareholders for the performance of the group and seek to balance competing objectives in the best interests of the group as a whole. Their focus is to align the interests of the shareholders, employees and customers and to ensure that the group is appropriately managed.

Day to day management of the group's affairs and the implementation of the corporate strategy and policy initiatives are formally delegated by the board to the Chief Executive Officer and senior executives.

### Board structure

The board is currently comprised of five non-executive directors and two executive directors, as follows:

Name	Position	Date of appointment
Carl J Rooke	Chairman, Non-Executive Director	13 June 1990
Nicholas M Martin	Chief Executive Officer, Chief Technology Officer, Executive Director	30 August 1991
Kayvan Oboudiyat	Executive Vice Chairman, Executive Director	10 February 1997
William A Bartee	Non-Executive Director	3 May 1999
André J Pravaz	Non-Executive Director	1 January 2007
David M Warren	Non-Executive Director	4 December 1991
Samuel S Weiss	Non-Executive Director	1 January 2007

Details of the background, experience and professional skills of each director are outlined in the directors' report under the heading "Information on directors".

The following directors are retiring by rotation in accordance with the Constitution and the Listing Rules of Australian Stock Exchange and are seeking re-election at the 2007 Annual General Meeting:

- Kayvan Oboudiyat
- David M Warren

The following directors appointed in the current year are retiring in accordance with the Constitution and the Listing Rules of Australian Stock Exchange and are seeking re-election at the 2007 Annual General Meeting:

- André J Pravaz
- Samuel S Weiss

## Corporate governance statement continued

### Director independence

The board considers that for a director to add value to the board they should have either knowledge of the company or the highly technical industry in which the company operates while bringing independent views and judgment to the board's deliberations. Corporate governance best practice principles indicate that the majority of board members should be independent. The board does recognise the need for independent directors and, as such, there are four independent directors, including the Chairman.

The directors have not set materiality thresholds in accordance with the ASX best practice recommendations for determining independence of directors. The directors have assessed the independence of all directors during the period. Specific factors considered included directors shareholdings in the company, length of service and relationships with key advisers.

### Meetings of the board

The board meets formally between six and eight times a year and on other occasions as required. Senior executives attend and make presentations at board meetings, as considered appropriate, and are available for questioning by directors. The number of meetings attended by each director for the financial year ended 30 June 2007 is outlined in the directors' report.

### Retirement and re-election

The constitution of Altium Limited requires each director to retire from office at the next annual general meeting after serving a period of two years. Directors who have been appointed by the board are required to retire from office at the next annual general meeting. Retiring directors are eligible for re-election by shareholders. The chairman is appointed by the board which also determines the period the elected chairman is to hold office.

### Nomination and appointment of new directors

Recommendations of candidates for new directors are generally made by the nomination committee for consideration by the board, not withstanding ASX listing rule requirements\*. If a candidate is recommended by the nomination committee, the board assesses that proposed new director against a range of criteria including background, experience, professional skills, personal qualities, potential for the candidate's skills to augment the existing board and the candidate's availability to commit to the board's activities. If these criteria are met and the board appoints the candidate as a director, that director will retire at the following annual general meeting and will be eligible for re-election by shareholders at that annual general meeting.

The nomination committee reviews the membership of the board on an ongoing basis, with regards to present and future needs of the group, and makes recommendations on the board composition and appointments.

\* Listing rule 14.3 requires the company to accept director nominations up to 35 business days before a general meeting at which directors may be elected.

### Review of performance

The board continually assesses its collective performance, the performance of the chairman and of its committees. The chairman also undertakes an assessment of the performance of individual directors. Any concerns arising out of these assessments are raised directly with the director concerned.

### Board access to information and independent advice

All directors have unrestricted access to employees of the group and, subject to the law, access to group records and information held by group employees and external advisers. The board receives regular detailed financial and operational reports from senior executives to enable it to carry out its duties. In addition, non-executive directors meet regularly with senior executives to establish direct relationships.

Each director and board committee may, in connection with their duties, obtain independent professional advice at the group's expense. Prior written approval is required from the chairman to obtain advice which will not be unreasonably withheld.

### Committees of the board

The board has established a number of committees to assist in the execution of its duties and to allow detailed consideration of complex issues. Current committees of the board are the nomination, remuneration and audit and risk management committees. The structure and membership of each committee is reviewed on an annual basis.

Each committee has its own charter setting out its role and responsibilities, composition, structure, membership requirements and the manner in which the committee is to operate. All matters determined by the committees are submitted to the full board as recommendations for board evaluation.

## Corporate governance statement continued

### ***Audit and risk management committee***

The members of the audit and risk management committee at the date of this report are:

- William A Barteo (Chairman)
- Carl J Rooke
- David M Warren (resigned 23 July 2007)
- Samuel S Weiss (appointed 23 July 2007)

The main responsibilities of the audit and risk management committee are to maintain the integrity of financial reporting and monitor the control environment for managing strategic, operation, legal, reputation and financial risks.

The specific responsibilities are outlined in its charter and include reporting to the board on all financial information published by the group or released to the market, assisting the board in reviewing the effectiveness of the organisation's internal control environment, recommending to the board the appointment, removal and remuneration of the external auditor, review the terms of their engagement and the scope and quality of the audit and review insurance matters for the group.

Other persons considered appropriate attend meetings of the audit and risk management committee by invitation. The committee also meets from time to time with the external auditor independent of management. The composition, operations and responsibilities of the committee are consistent with best practice recommendations. The number of meetings attended by each committee member for the financial year ended 30 June 2007 is outlined in the directors' report.

### **Financial reporting**

The group's financial report preparation and approval process for the financial year ended 30 June 2007, involved both the Chief Executive Officer and Chief Financial Officer giving a sign-off, to the best of their knowledge and belief, that the group's financial report presents a true and fair view, in all material respects, of the group's financial condition and operating results and is in accordance with applicable accounting standards. In addition, the financial report is founded on a sound system of risk management and internal compliance and control which implements the policies adopted by the board. The group's risk management and internal compliance and control system is operating efficiently and effectively in all material respects.

### **Audit governance and independence**

As part of the group's commitment to safeguarding integrity in financial reporting, the group has implemented procedures and policies to monitor the independence and competence of the group's external auditors.

### **Appointment of auditor**

The group's current external auditor is PricewaterhouseCoopers. The effectiveness, performance and independence of the external auditor are reviewed by the audit and risk management committee on an ongoing basis. The selection and appointment of the group's external auditor is the responsibility of the audit and risk management committee.

### **Independence declaration**

Under changes introduced by CLERP 9, auditors are now required to state that to the best of their knowledge or belief, there have been no contraventions of the auditor independence requirements of the Corporations Act or any applicable code of professional conduct in relation to the audit. In accordance with section 298(1) (c) and section 306(2), PricewaterhouseCoopers have provided a copy of this declaration to the audit and risk management committee for the financial year ended 30 June 2007, which has been included in the directors' report.

### **Rotation of lead external audit partners**

Altium has adopted a policy of rotating its lead audit partner every five years. This policy has been adopted to all audit work undertaken in the financial year beginning on, or after, 1 July 2006, being Altium Limited's 2007 financial year.

### **Restrictions on the performance of non-audit services by external auditors**

The audit and risk management committee has implemented a policy that requires the prior approval of the committee for the provision of any non-audit services to the group by the external auditor for any amount over \$20,000. The audit and risk management committee has also adopted guidelines to assist in identifying the types of services that may compromise the independence of the external auditor.

### **Attendance of external auditor at annual general meetings**

PricewaterhouseCoopers is invited to attend Altium Limited's annual general meeting and be available to answer questions.

## Corporate governance statement continued

### **Risk identification and management**

The board, through the audit and risk management committee, is responsible for ensuring there are adequate policies in relation to risk management, compliance and internal control systems.

The group is committed to the identification; monitoring and management of risks associated with its business activities and is embedding in its management and reporting systems a number of risk management controls. These include:

- guidelines and limits for approval of capital expenditure and investments;
- a group regulatory compliance program supported by approved guidelines and standards covering such key areas as occupational health and safety, finance, legal and insurance;
- policies and procedures for the management of financial risk and treasury operations including exposures to foreign currencies and movements in interest rates;
- a formal planning process of product development and upgrade programs for a one to two year horizon;
- annual budgeting and monthly reporting systems for all businesses which enable the monitoring of progress against performance targets and the evaluation of trends;
- appropriate due diligence procedures for acquisitions and divestments; and
- crisis management systems for IT infrastructure within the group.

### ***Nomination committee***

The members of the nomination committee at the date of this report are:

- Carl J Rooke (Chairman)
- William A Bartee
- Nicholas M Martin

The main responsibilities of the nomination committee are to conduct an annual review of the membership of the board with regard to present and future needs of the group, make recommendations on board composition and appointments, propose candidates for board vacancies and oversee board succession including the succession of the chairman and establish induction guidelines for newly appointed directors, regularly assessing the effectiveness of this induction process. The committee has also established criteria for board independence and conducts an annual review of director's independence. The number of meetings attended by each director for the financial year ended 30 June 2007 is outlined in the directors' report.

### ***Remuneration committee***

The members of the remuneration committee at the date of this report are:

- Carl J Rooke (Chairman)
- William A Bartee
- David M Warren
- André J Pravaz (appointed 23 July 2007)

The main responsibilities of the remuneration committee are to advise the board on remuneration and incentive policies and practices generally, and make specific recommendations on remuneration packages and other terms of employment for executive directors, other senior executives and non-executive directors.

Each member of the senior executive team signs a formal employment contract at the time of their appointment covering a range of matters including their duties, rights, responsibilities and any entitlements on termination.

Additional responsibilities include reviewing any transactions between the organisation and the directors, or any interests associated with the directors, to ensure that the structure and the terms of the transaction are in compliance with the *Corporations Act 2001* and are appropriately disclosed.

The number of meetings attended by each director for the financial year ended 30 June 2007 is outlined in the directors' report.

## Corporate governance statement continued

### Remuneration policies

#### *Non-executive directors*

The group's non-executive directors receive fees for their services and the reimbursement of reasonable expenses. The fees paid to the group's non-executive directors reflect the demands on, and the responsibilities of, those directors. The advice of independent remuneration consultants is taken to establish that the directors' fees are in line with market standards. Non-executive directors have received options in addition to their remuneration and are eligible to participate in the Altium Limited's Directors Option Plan.

A non-executive directors' fee pool limit of \$350,000 per annum was approved by shareholders at an annual general meeting. This fee pool will be subject to increase in order to attract and retain high quality non-executive directors. The non-executive directors' remuneration is outlined in the remuneration report on page 6.

#### *Executive directors and senior executives*

The structure and disclosure of the group's remuneration policies for executive directors and senior executives are outlined in the directors' report.

### Share trading

Under the group's share trading guidelines, all employees and directors of the group are advised not to trade in Altium Limited's shares or other securities if they are in possession of "inside information". Subject to this policy and in the light of the ASX's continuous disclosure requirements, trading can occur at any time and is not limited to specified windows following the publication of financial results.

In addition, employees and directors of the group must advise the Company Secretary of their intention to trade and declare that there is no known reason to preclude them from trading in Altium Limited's shares or other securities.

### Continuous disclosure

The continuous disclosure provisions of the *Corporations Act 2001* and the listing rules mean that criminal and civil liabilities could be imposed on Altium Limited and its officers if material information is not released to the market in accordance with the ASX listing rules. The group has established written policies and procedures on information disclosure. The focus of these procedures is on continuous disclosure and improving access to information for all investors.

Altium Limited has nominated the Company Secretary to have responsibility for:

- making sure that Altium Limited complies with continuous disclosure requirements;
- overseeing and coordinating disclosure of information to the stock exchange, analysts, brokers, shareholders, the media and the public; and
- educating directors and staff on the group's disclosure policies and procedures and raising awareness of the principles underlying continuous disclosure.

All shareholders receive a copy of the group's annual report. In addition, all group announcements, media briefings, press releases and financial reports are available on Altium's website.

### Conduct and ethics

Altium is committed to conducting business with honesty and integrity and the conduct of every employee is vital in achieving this aim. Altium's Code of Conduct provides a guideline for appropriate behaviour expected from all Altium employees. The code is regularly reviewed and updated as necessary to reflect the highest standards of behaviour, professionalism and practices necessary to maintain the group's integrity. It is not intended to cover all issues that may arise, but rather to provide a framework within which employees can address ethical issues that may arise through the daily business of the group.

Employees are expected to perform the duties associated with their position to the best of their ability in a diligent, impartial and conscientious manner. This includes compliance with legislative and industrial obligations and group policies.

# Altium Limited and Controlled Entities

ACN 009 568 772

Financial report

30 June 2007

<b>Income statements</b>	<b>21</b>
<b>Balance sheets</b>	<b>22</b>
<b>Statements of changes in equity</b>	<b>23</b>
<b>Cash flow statements</b>	<b>24</b>
<b>Notes to the financial statements</b>	<b>25</b>
<b>Declaration to the Board of Directors</b>	<b>53</b>
<b>Directors' declaration</b>	<b>54</b>
<b>Independent audit report to the members</b>	<b>55</b>

This financial report covers both Altium Limited as an individual entity and the group consisting of Altium Limited and its controlled entities.

Altium Limited is a company limited by shares, incorporated and domiciled in Australia. Its registered office and principal place of business is: Level 3, 12a Rodborough Road, Frenchs Forest, NSW 2086.

A description of the group's principal activities is included in the directors' report on pages 3-14

Through the use of the internet, Altium has ensured that its corporate reporting is timely, complete and available globally at minimum cost to the company. All press releases, financial reports and other information are available at the Investors' section on the Altium website: [www.altium.com](http://www.altium.com). For queries in relation to Altium's reporting please email [investor.relations@altium.com.au](mailto:investor.relations@altium.com.au).

## Altium Limited and Controlled Entities

ACN 009 568 772

### Income statements

*For the year ended 30 June*

	Notes	Group		Altium Limited	
		2007 \$'000	2006 \$'000	2007 \$'000	2006 \$'000
<b>Revenue</b>	4	53,381	45,210	33,523	29,783
Changes in inventories of finished goods and work in progress		221	17	280	(37)
Raw materials and consumables used		(1,663)	(1,368)	(2,320)	(1,309)
Employee benefits expense		(31,982)	(27,207)	(12,525)	(12,011)
Depreciation and amortisation expense	5	(5,266)	(5,430)	(3,337)	(3,497)
Finance costs	5	(67)	(70)	(33)	(21)
Rental expense		(2,917)	(2,207)	(1,207)	(752)
Marketing expense		(3,302)	(2,339)	(3,296)	(2,339)
Professional advice expense		(1,033)	(1,050)	(899)	(474)
Communication expense		(677)	(585)	(258)	(268)
Intercompany royalties		-	-	(690)	(719)
Contract research and development expense		-	-	(6,405)	(6,510)
Net foreign exchange loss	5	(468)	(39)	(880)	(92)
Other expenses	5	(4,647)	(3,769)	(2,162)	(2,352)
<b>Profit (loss) before income tax</b>		<b>1,580</b>	<b>1,163</b>	<b>(209)</b>	<b>(598)</b>
Income tax expense (benefit)	7	514	(394)	(406)	(895)
<b>Profit attributable to members of Altium Limited</b>		<b>1,066</b>	<b>1,557</b>	<b>197</b>	<b>297</b>
		Cents	Cents		
Basic earnings per share	8	1.2	1.8		
Diluted earnings per share	8	1.2	1.8		

*The above income statements should be read in conjunction with the accompanying notes.*

# Altium Limited and Controlled Entities

ACN 009 568 772

## Balance sheets

As at 30 June

	Notes	Group		Altium Limited	
		2007 \$'000	2006 \$'000	2007 \$000	2006 \$000
<b>Current assets</b>					
Cash and cash equivalents	9	10,653	6,352	6,761	4,113
Trade and other receivables	10	15,967	13,352	9,878	8,763
Inventories	11	909	938	846	799
<b>Total current assets</b>		<b>27,529</b>	<b>20,642</b>	<b>17,485</b>	<b>13,675</b>
<b>Non-current assets</b>					
Trade and other receivables	10	1,049	1,133	2,098	5,083
Other financial assets	12	-	-	5,752	5,672
Property, plant and equipment	13	2,118	1,510	1,190	718
Intangible assets	14	14,990	19,293	11,058	13,257
Deferred tax assets	15	3,554	3,492	1,393	967
<b>Total non-current assets</b>		<b>21,711</b>	<b>25,428</b>	<b>21,491</b>	<b>25,697</b>
<b>Total assets</b>		<b>49,240</b>	<b>46,070</b>	<b>38,976</b>	<b>39,372</b>
<b>Current liabilities</b>					
Trade and other payables	16	4,016	2,702	5,797	4,576
Deferred revenue	17	9,121	5,308	288	120
Borrowings	18	390	230	275	135
Tax liabilities	19	219	265	-	22
Provisions	20	1,812	1,640	1,054	970
<b>Total current liabilities</b>		<b>15,558</b>	<b>10,145</b>	<b>7,414</b>	<b>5,823</b>
<b>Non-current liabilities</b>					
Borrowings	18	501	195	307	132
Provisions	20	246	340	242	340
<b>Total non-current liabilities</b>		<b>747</b>	<b>535</b>	<b>549</b>	<b>472</b>
<b>Total liabilities</b>		<b>16,305</b>	<b>10,680</b>	<b>7,963</b>	<b>6,295</b>
<b>Net assets</b>		<b>32,935</b>	<b>35,390</b>	<b>31,013</b>	<b>33,077</b>
<b>Equity</b>					
Contributed equity	21	120,314	119,370	120,314	119,370
Reserves	22	(578)	365	1,448	1,131
Accumulated losses	23	(86,801)	(84,345)	(90,749)	(87,424)
<b>Total equity</b>		<b>32,935</b>	<b>35,390</b>	<b>31,013</b>	<b>33,077</b>

The above balance sheets should be read in conjunction with the accompanying notes.

## Altium Limited and Controlled Entities

ACN 009 568 772

### Statements of changes in equity

*For the year ended 30 June*

	Notes	Group		Altium Limited	
		2007 \$'000	2006 \$'000	2007 \$000	2006 \$000
<b>Total equity at 1 July</b>		<b>35,390</b>	<b>35,378</b>	<b>33,077</b>	<b>32,518</b>
Effect of prior period correction:	32				
Accumulated losses		-	(1,041)	-	-
Reserves		-	(1,260)	-	-
<b>Restated equity at 1 July</b>		<b>35,390</b>	<b>33,077</b>	<b>33,077</b>	<b>32,518</b>
Exchange differences on translation of foreign operations		(1,260)	494	-	-
Profit for the year		<b>1,066</b>	<b>1,557</b>	<b>197</b>	<b>297</b>
Total recognised income and expense		<b>(194)</b>	<b>2,051</b>	<b>197</b>	<b>297</b>
Transactions with equity holders in their capacity as equity holders:					
Dividends paid	24	(3,522)	-	(3,522)	-
Employee share options	22	317	262	317	262
Issue of shares	21	944	-	944	-
<b>Total equity at 30 June</b>		<b>32,935</b>	<b>35,390</b>	<b>31,013</b>	<b>33,077</b>

*The above statements of changes in equity should be read in conjunction with the accompanying notes.*

# Altium Limited and Controlled Entities

ACN 009 568 772

## Cash flow statements

For the year ended 30 June

	Notes	Group		Altium Limited	
		2007 \$'000	2006 \$'000	2007 \$'000	2006 \$'000
<b>Cash flows from operating activities</b>					
Receipts from customers (inclusive of goods and services tax)		56,330	43,768	34,801	29,107
Payments to trade creditors, other suppliers and employees (inclusive of goods and services tax)		(46,766)	(39,876)	(28,895)	(26,292)
Interest received		321	190	515	407
Interest paid		(67)	(70)	(33)	(21)
Net income taxes paid		(865)	(529)	(42)	(51)
<b>Net cash inflows from operating activities</b>	29	<b>8,953</b>	<b>3,483</b>	<b>6,346</b>	<b>3,150</b>
<b>Cash flows from investing activities</b>					
Payments for research and development		(628)	-	(628)	-
Payments for property, plant and equipment		(818)	(688)	(433)	(253)
Proceeds from sale of property, plant and equipment		6	87	5	50
Payments for shares in controlled entities		-	-	(80)	(83)
Amounts granted to related parties		-	-	-	(1,365)
Repayment of amounts due by related parties		-	-	-	1,334
<b>Net cash outflows from investing activities</b>		<b>(1,440)</b>	<b>(601)</b>	<b>(1,136)</b>	<b>(317)</b>
<b>Cash flows from financing activities</b>					
Proceeds from issues of shares		944	-	944	-
Proceeds from borrowings		-	-	592	1
Repayment of borrowings		(313)	(257)	(203)	(144)
Dividend paid		(3,522)	-	(3,522)	-
<b>Net cash outflows from financing activities</b>		<b>(2,891)</b>	<b>(257)</b>	<b>(2,189)</b>	<b>(143)</b>
<b>Net increase in cash held</b>		<b>4,622</b>	<b>2,625</b>	<b>3,021</b>	<b>2,690</b>
Cash at beginning of the financial year		6,352	3,590	4,113	1,399
Effects of exchange rate changes on cash		(321)	137	(373)	24
<b>Cash at end of the financial year</b>	9	<b>10,653</b>	<b>6,352</b>	<b>6,761</b>	<b>4,113</b>
Non-cash financing and investing activities	29				

The above cash flow statements should be read in conjunction with the accompanying notes.

## Notes to the financial statements

### 1. Summary of significant accounting policies

The principal accounting policies adopted in the preparation of the financial report are set out on the following pages. These policies have been consistently applied to all the years presented, unless otherwise stated. The financial report includes separate financial statements for Altium Limited as an individual entity and the group consisting of Altium Limited and its subsidiaries.

#### a) Basis of preparation

This general purpose financial report has been prepared in accordance with Australian equivalents to International Financial Reporting Standards (AIFRS), other authoritative pronouncements of the Australian Accounting Standards Board, Urgent Issues Group Consensus Views and the *Corporations Act 2001*.

##### *Compliance with IFRS*

Australian Accounting Standards include AIFRS. Compliance with AIFRS ensures that the consolidated financial statements and notes of Altium Limited comply with International Financial Reporting Standards (IFRS).

##### *Historical cost convention*

These financial statements have been prepared under the historical cost convention.

#### b) Principles of consolidation

The consolidated financial statements incorporate the assets and liabilities of all subsidiaries of Altium Limited as at 30 June 2007 and the results of all subsidiaries for the year then ended. Altium Limited and its subsidiaries together are referred to in this financial report as the group.

Subsidiaries are all those entities over which the group has the power to govern the financial and operating policies, generally accompanying a shareholding of more than one-half of the voting rights. The existence and effect of potential voting rights that are currently exercisable or convertible are considered when assessing whether the group controls another entity. Subsidiaries are fully consolidated from the date on which control transfers to the group. They are de-consolidated from the date that control ceases. The purchase method of accounting is used to account for the acquisition of subsidiaries by the group. Investments in subsidiaries are accounted for at the lower of cost or recoverable value in the individual financial statements of Altium Limited.

Intercompany transactions, balances and unrealised gain on transactions between group companies are eliminated. Unrealised losses are also eliminated unless the transaction provides evidence of the impairment of the asset transferred. Accounting policies of subsidiaries are consistent with the policies adopted by the group.

#### c) Foreign currency translation

##### *(i) Functional and presentation currency*

Items included in the financial statements of each of the group's entities are measured using the currency of the primary economic environment in which the entity operates ("the functional currency"). The consolidated financial statements are presented in Australian dollars, which is Altium Limited's functional and presentation currency.

##### *(ii) Transactions and balances*

Foreign currency transactions are translated into the functional currency using the exchange rates prevailing at the dates of the transactions. Foreign exchange gains and losses resulting from the settlement of such transactions and from the translation at year-end exchange rates of monetary assets and liabilities denominated in foreign currencies are recognised in the income statement.

##### *(iii) Group companies*

The results and financial position of all the group entities (none of which has the currency of a hyperinflationary economy) that have a functional currency different from the presentation currency are translated into the presentation currency as follows:

- assets and liabilities for each balance sheet presented are translated at the closing rate at the date of that balance sheet;
- income and expenses for each income statement are translated at the exchange rates at the dates of the transactions; and
- all resulting exchange differences are recognised as a separate component of equity.

## 1. Summary of significant accounting policies continued

### d) Revenue recognition

Revenue is measured at the fair value of the consideration received or receivable. Amounts disclosed as revenue are net of returns, trade allowances and duties and taxes paid. The group recognises revenue when the amount of revenue can be reliably measured, it is probable that future economic benefits will flow to the group and specific criteria have been met for each of the group's activities as described below.

Revenue is recognised for the major business activities as follows:

- (i) *Software* - a sale is recorded when software has been despatched to a customer pursuant to a sales order and the associated risks have passed to the customer.
- (ii) *Support services* - revenue recognition is deferred and taken to the income statement over the period in which the service is provided.
- (iii) *Training services* - revenue is recognised at the time the service is provided.
- (iv) *Projects* - for fixed price contracts, the stage of completion is measured by reference to services performed to date as a percentage of total services to be performed. Revenue from cost plus contracts is recognised by reference to the recoverable costs incurred during the reporting period plus time spent on each contract.
- (v) *Interest income* - revenue is recognised on a time proportion basis, by reference to the principal outstanding and the effective interest rate applicable, which is the rate that discounts estimated future cash receipts through the expected life of the financial asset to that assets net carrying amount.

### e) Income tax

The income tax expense or revenue for the period is the tax payable on the current period's taxable income based on the national income tax rate for each jurisdiction adjusted by changes in deferred tax assets and liabilities attributable to temporary differences between the tax bases of assets and liabilities and their carrying amounts in the financial statements, and to unused tax losses.

Deferred tax assets and liabilities are recognised for temporary differences at the tax rates expected to apply when the assets are recovered or liabilities are settled, based on those tax rates which are enacted or substantively enacted for each jurisdiction. The relevant tax rates are applied to the cumulative amounts of deductible and taxable temporary differences to measure the deferred tax asset or liability. An exception is made for certain temporary differences arising from the initial recognition of an asset or a liability. No deferred tax asset or liability is recognised in relation to these temporary differences if they arose in a transaction that at the time of the transaction did not affect either accounting profit or taxable profit or loss.

Deferred tax assets are recognised for deductible temporary differences and unused tax losses only if it is probable that future taxable amounts will be available to utilise those temporary differences and losses.

Deferred tax liabilities and assets are not recognised for temporary differences between the carrying amount and tax bases of investments in controlled entities where the parent entity is able to control the timing of the reversal of the temporary differences and it is probable that the differences will not reverse in the foreseeable future.

Deferred tax assets and liabilities are offset when there is a legally enforceable right to offset current tax assets and liabilities and when the deferred tax balances relate to the same taxation authority. Current tax assets and tax liabilities are offset where the entity has a legally enforceable right to offset and intends either to settle on a net basis, or to realise the asset and settle the liability simultaneously.

Current and deferred tax balances attributable to amounts recognised directly in equity are also recognised directly in equity.

### f) Impairment of assets

Assets that are subject to amortisation are reviewed for impairment whenever events or changes in circumstances indicate that the carrying amount may not be recoverable. An impairment loss is recognised for the amount by which the asset's carrying amount exceeds its recoverable amount. The recoverable amount is the higher of an asset's fair value less costs to sell and value in use. For the purposes of assessing impairment, assets are grouped at the lowest levels for which there are separately identifiable cash flows (cash generating units).

## **1. Summary of significant accounting policies continued**

### **g) Leases**

Leases of property, plant and equipment, where the group has substantially all the risks and rewards of ownership, are classified as finance leases. Finance leases are capitalised at the lease's inception at the lower of the fair value of the leased property and the present value of the minimum lease payments. The corresponding rental obligations, net of finance charges, are classified as borrowings in the balance sheet. Each lease payment is allocated between the liability and finance charges so as to achieve a constant rate on the finance balance outstanding. The interest element of the finance cost is charged to the income statement over the lease period so as to produce a constant periodic rate of interest on the remaining balance of the liability for each period. The property, plant and equipment acquired under finance leases are depreciated over the shorter of the asset's useful life and the lease term.

Leases in which a significant portion of the risks and rewards of ownership are retained by the lessor are classified as operating leases. Payments made under operating leases (net of any incentives received from the lessor) are charged to the income statement on a straight-line basis over the period of the lease.

### **h) Cash and cash equivalents**

Cash and cash equivalents includes cash on hand, deposits held at call with financial institutions, other short-term, highly liquid investments with original maturities of three months or less that are readily convertible to known amounts of cash and which are subject to an insignificant risk of changes in value, and bank overdrafts.

### **i) Trade receivables**

Trade receivables, which generally have 30 – 90 day terms are measured at fair value, and are subsequently measured at amortised cost using the effective interest rate method.

Appropriate allowances for estimated irrecoverable amounts are recognised in the income statement when there is objective evidence that the asset is impaired. Collectibility of trade receivables is reviewed on an ongoing basis. Debts which are known to be uncollectible are written off. A provision for impairment of receivables is established when there is objective evidence that the group will not be able to collect all amounts due according to the original terms of receivables. The amount of the provision is the difference between the asset's carrying amount and the present value of estimated future cash flows, discounted at the original effective interest rate. Cash flows relating to short-term receivables are not discounted if the effect of discounting is immaterial. The amount of the provision is recognised in the income statement.

### **j) Inventories**

Finished goods and raw materials are stated at the lower of cost and net realisable value. Cost comprises direct materials only. Costs have been assigned to inventory quantities on hand at balance date using the first-in, first-out basis. Net realisable value represents the estimated selling price less all estimated costs necessary to make the sale.

### **k) Investments and other financial assets**

Investments are recognised and derecognised on the date that the group commits to purchase or sell the asset. They are measured at fair value, plus directly attributable transaction costs.

The group classifies its financial assets as loans and receivables. Management determines the classification of its investments at initial recognition and re-evaluates this designation at each reporting date. Loans and receivables are non-derivative financial assets with fixed or determinable payments that are not quoted in an active market. They arise when the group provides money, goods or services directly to a debtor with no intention of selling the receivable. They are included in non-current assets, except for those with maturities less than 12 months after the balance sheet date which are classified as current assets. Loans and receivables are included in receivables in the balance sheet.

## 1. Summary of significant accounting policies continued

### l) Plant and equipment

Plant and equipment is stated at cost less accumulated depreciation and any accumulated impairment losses. Cost includes expenditure that is directly attributable to the acquisition of the items. Subsequent costs are included in the assets carrying amount or recognised as a separate asset, as appropriate, only when it is probable that future economic benefits associated with the item will flow to the group and the cost of the item can be measured reliably.

Plant and equipment is depreciated and leasehold improvements are amortised over their estimated useful lives using the straight-line method. Assets held under finance lease are depreciated over their expected useful lives as owned assets or, where shorter, the term of the relevant lease.

The expected useful lives of the assets are as follows:

Office equipment	3 – 5 years
Computer hardware and software	2 – 3 years
Leasehold improvements	5 years

The assets' residual values and useful lives are reviewed, and adjusted if appropriate, at each balance sheet date or when there is an indication that they have changed.

An asset's carrying amount is written down immediately to its recoverable amount if the asset's carrying amount is greater than its estimated recoverable amount (note 1(f)).

Gains and losses on disposals are determined by comparing proceeds with carrying amount. These are included in the income statement.

### m) Intangible assets

#### (i) *Acquired technology and licenses*

Acquisition costs of software licenses, customer lists and copyrights are amortised on a straight-line basis over the period for which the right is acquired or the period over which economic benefits are expected to arise. These periods vary from 3 to 10 years, starting from the date of commercial release.

#### (ii) *Software developed for internal use*

Costs relating to software developed for internal use have been capitalised and are being amortised over its estimated useful life using the straight line method. Software developed for internal use is presently being amortised over 3 years. Costs capitalised include labour and other directly attributable costs.

### n) Research and development expenditure

Expenditure on research activities, undertaken with the prospect of obtaining new technical knowledge and understanding, is recognised in the income statement as an expense when it is incurred.

Expenditure on development activities is charged to operating profit before income tax as incurred, or deferred where these costs are directly associated with either integration of acquired technology or the development of new technology and it is determined that the technology has reached technological feasibility. Costs are deferred to future periods to the extent that they are expected beyond any reasonable doubt to be recoverable and the technology has reached technological feasibility. The costs capitalised comprises of directly attributable costs, including costs of materials, services and direct labour. Deferred costs are amortised from the date of commercial release on a straight-line basis over the period of the expected benefit, which varies from 3 to 10 years. Research expenditure is recognised as an expense as incurred.

### o) Trade and other payables

These amounts represent liabilities for goods and services provided to the group prior to the end of financial year which are unpaid. The amounts are unsecured and are usually paid within 30 days of recognition.

### p) Finance costs

Finance costs are recognised as expenses in the period in which they are incurred.

## 1. Summary of significant accounting policies continued

### q) Employee benefits

(i) *Wages and salaries, annual leave and sick leave*

Liabilities for wages and salaries, including non-monetary benefits and annual leave expected to be settled within 12 months of the reporting date are recognised in other payables in respect of employees' services up to the reporting date and are measured at the amounts expected to be paid when the liabilities are settled. Liabilities for non-accumulating sick leave are recognised when the leave is taken and measured at the rates paid or payable.

(ii) *Long service leave*

The liability for long service leave is recognised in the provision for employee benefits and measured as the present value of expected future payments to be made in respect of services provided by employees up to the reporting date using the projected unit credit method. Consideration is given to expected future wage and salary levels, experience of employee departures and periods of service. Expected future payments are discounted using market yields at the reporting date on national government bonds with terms to maturity and currency that match, as closely as possible, the estimated future cash outflows.

(iii) *Share-based payments*

Share-based compensation benefits are provided to employees via the Altium Option Plan, Directors' Plan, Altium Employee Share Option Plan and Altium Director Share Option Plan.

*Share options granted before 7 November 2002 and/or vested before 1 January 2005*

No expense is recognised in respect of these options. The shares are recognised when the options are exercised and the proceeds received allocated to share capital.

*Share options granted after 7 November 2002 and vested after 1 January 2005*

The fair value of options granted under the Altium Option Plan, Altium Employee Share Option Plan and Altium Director Share Option Plan, is recognised as an employee benefit expense with a corresponding increase in equity. The fair value is measured at grant date and recognised over the period during which the employees become unconditionally entitled to the options.

The fair value at grant date is determined using a derivative of the Black-Scholes option-pricing model that takes into account the exercise price, the term of the option, the vesting and performance criteria, the impact of dilution, the non-tradeable nature of the option, the share price at grant date and expected price volatility of the underlying share, the expected dividend yield and the risk-free interest rate for the term of the option.

Upon the exercise of options, the balance of the share-based payments reserve relating to those options is retained in equity.

(iv) *Bonus plans*

The expected cost of bonus payments is recognised when there is a legal or constructive obligation to make such payments as a result of past performance and the obligation can be measured reliably.

### r) Contributed equity

Ordinary shares are classified as equity.

Incremental costs directly attributable to the issue of new shares or options are shown in equity as a deduction, net of tax, from the proceeds. Incremental costs directly attributable to the issue of new shares or options, or for the acquisition of a business, are not included in the cost of the acquisition as part of the purchase consideration.

Shares bought back are brought to account by directly reducing the share capital account by the cost of acquisition of the shares. The cost of acquisition of the shares bought back comprises the purchase consideration plus costs incidental to the acquisition.

### s) Earnings per share

(i) *Basic earnings per share*

Basic earnings per share is calculated by dividing the profit attributable to equity holders of the company, excluding any costs of servicing equity other than ordinary shares, by the weighted average number of ordinary shares outstanding during the year, adjusted for bonus elements in ordinary shares issued during the year.

(ii) *Diluted earnings per share*

Diluted earnings per share adjusts the figures used in the determination of basic earnings per share to take into account the after income tax effect of interest and other financing costs associated with dilutive potential ordinary shares and the weighted average number of shares assumed to have been issued for no consideration in relation to dilutive potential ordinary shares.

## 1. Summary of significant accounting policies continued

### t) Segment reporting

A business segment is a group of assets and operations engaged in providing products or services that are subject to risks and returns that are different to those of other business segments. A geographical segment is engaged in providing products or services within a particular economic environment and is subject to risks and returns that are different from those of segments operating in other economic environments. The directors have determined the group does not operate in more than one business segment.

Segment revenues, expenses, assets and liabilities are those that are directly attributable to a segment and the relevant portion that can be allocated to the segment on a reasonable basis. Segment assets include all assets used by a segment and consist primarily of operating cash, receivables, inventories, property, plant and equipment and other intangible assets, net of related provisions. Segment liabilities consist primarily of trade and other creditors and employee benefits. Segment assets and liabilities do not include income taxes.

### u) Rounding of amounts

The company is of a kind referred to in Class order 98/0100, issued by the Australian Securities and Investments Commission, relating to the "rounding off" of amounts in the financial report. Amounts in the financial report have been rounded off in accordance with that Class Order to the nearest thousand dollars, or in certain cases, the nearest dollar.

### v) Dividends

A provision is made for the amount of any dividend on the date they are declared.

### w) Goods and services tax (GST)

Goods and services tax include other similar taxes used worldwide.

Revenues, expenses and assets are recognised net of the amount of associated GST, unless the GST incurred is not recoverable from the taxation authority. In this case it is recognised as part of the cost of acquisition of the asset or as part of the expense.

Receivables and payables are stated inclusive of the amount of GST receivable or payable. The net amount of GST recoverable from, or payable to, the taxation authority is included with other receivables or payables in the balance sheet.

Cash flows are presented on a gross basis. The GST components of cash flows arising from investing or financing activities which are recoverable from, or payable to, the taxation authority are presented as operating cash flow.

### x) New accounting standards and UIG interpretations

Certain new accounting standards and UIG interpretations have been published that are not mandatory for 30 June 2007 reporting periods. The group's assessment of the impact of these new standards and interpretations is set out below.

*AASB 7 Financial Instruments: Disclosures and AASB 2005-10 Amendments to Australian Accounting Standards [AASB 132, AASB 101, AASB 114, AASB 117, AASB 133, AASB 139, AASB 1, AASB 4, AASB 1023 & AASB 1038]*

AASB 7 and AASB 2005-10 are applicable to annual reporting periods beginning on or after 1 January 2007. The group has not adopted the standards early. Application of the standards will not affect any of the amounts recognised in the financial statements, but will impact the type of information disclosed in relation to the group's financial instruments.

*AASB 8 Operating Segments*

AASB 8 is effective for annual reporting periods beginning on or after 1 January 2009. Application of the standard will only affect the segmental report and related disclosures.

## Notes to the financial statements continued

### 2. Critical accounting estimates and judgements

The preparation of financial statements in conformity with AASB requires management to make judgements, estimates and assumptions that affect the application of policies, reported amounts of assets, liabilities, income and expenses and related disclosures. Actual results may differ from these estimates.

Estimates and underlying assumptions are reviewed on an ongoing basis. Revisions to accounting estimates are recognised in the period in which the estimate is revised and in any future periods affected.

Certain accounting policies have been identified as involving particularly complex or subjective judgements or assessments, as follows:

- (i) *Impairment tests of assets and intangibles*  
Impairment tests are only conducted if there is an impairment indicator. Future cash flows are based on management's estimate of future market value conditions. These cash flows are then discounted and compared to the current carrying value, and if lower, the asset is impaired to the present value of the cash flows. Impairment tests are based on information available at the time of testing. These conditions may change after year end.
- (ii) *Estimate of asset lives, residual lives and depreciation methods*  
Property, plant and equipment are depreciated over their useful lives taking into account residual values. Intangible assets are amortised over their useful lives. Useful lives are affected by technology innovations. Future market conditions determine residual values. Depreciation and amortisation is calculated on a straight-line basis which may not represent the actual usage of the asset.
- (iii) *Valuation of share-based payments*  
The group has various share option schemes. The fair value of these schemes is determined at inception based on assumptions of market conditions and discount rates. The market conditions at inception may differ significantly to the eventual outcome.
- (iv) *Tax losses*  
The group has recognised deferred tax assets for unused tax losses where it is considered probable that future taxable amounts will be available to utilise these losses.

### 3. Segment information

#### Primary reporting – geographic segments

Although the group's divisions are managed on a global basis they operate in three main geographical areas:

- **Asia Pacific** – Australia is the home country of the parent entity which is also the main operating entity. The areas of operation are design, development and sale of computer software for the design of electronic products in Australia and Asia Pacific.
- **Americas** – comprises the sale of computer software for the design of electronic products throughout USA and Canada.
- **Europe** – comprises the sale of computer software for the design of electronic products throughout Europe. Also the design and development of electronic products occurs in this segment.

#### Secondary reporting – business segments

The directors have determined the company does not operate in more than one business segment; as such no secondary reporting segment information had been presented.

Inter-segment transfers consist of the following types of transactions:

- research and development costs based on a notional mark-up on cost
- royalty costs for the use of intellectual property
- subsidiaries earn a return for a limited risk distribution function
- interest on intercompany loans
- logistic costs based on a notional mark-up on cost

Unallocated expenses consist of expenses that relate to the group as a whole and cannot reasonably be allocated to a specific segment. Segment result includes intragroup charges and revenues.

Notes to the financial statements continued

2007	Asia Pacific	Americas	Europe	Inter-segment eliminations	Total
Sales to customers outside the economic entity	12,240	22,122	18,658	-	53,020
Inter-segment sales	22,233	956	5,449	(28,638)	-
Other revenue	33	623	74	(369)	361
<b>Total segment revenue</b>	<b>34,506</b>	<b>23,701</b>	<b>24,181</b>	<b>(29,007)</b>	<b>53,381</b>
Segment result	3,096	394	818	-	4,308
Unallocated expenses					(2,728)
Profit before tax					1,580
Income tax expense					(514)
<b>Profit after tax</b>					<b>1,066</b>
Segment assets	25,702	9,985	11,957	(1,958)	45,686
Segment liabilities	3,683	6,272	5,246	885	16,086
Additions to property, plant and equipment	948	404	263	-	1,615
Additions to intangible assets	673	-	-	-	673
Depreciation and amortisation	3,340	1,182	692	52	5,266
<b>2006</b>	<b>Asia Pacific</b>	<b>Americas</b>	<b>Europe</b>	<b>Inter-segment eliminations</b>	<b>Total</b>
Sales to customers outside the economic entity	8,035	20,120	16,844	-	44,999
Inter-segment sales	22,762	1,038	5,472	(29,272)	-
Other revenue	-	668	71	(528)	211
<b>Total segment revenue</b>	<b>30,797</b>	<b>21,826</b>	<b>22,387</b>	<b>(29,800)</b>	<b>45,210</b>
Segment result	2,172	(271)	1,905	-	3,806
Unallocated expenses					(2,643)
Profit before tax					1,163
Income tax benefit					394
<b>Profit after tax</b>					<b>1,557</b>
Segment assets	23,395	10,354	10,778	(1,949)	42,578
Segment liabilities	2,695	3,907	3,388	425	10,415
Additions to property, plant and equipment	444	126	212	-	782
Additions to intangible assets	-	-	-	-	-
Depreciation and amortisation	3,390	1,141	691	208	5,430

## Notes to the financial statements continued

	Group		Altium Limited	
	2007 \$'000	2006 \$'000	2007 \$'000	2006 \$'000
<b>4. Revenue</b>				
<b>Sales revenue</b>				
Sale of goods	50,442	42,765	32,732	29,267
Services	2,578	2,234	243	109
	<u>53,020</u>	<u>44,999</u>	<u>32,975</u>	<u>29,376</u>
<b>Other revenue</b>				
Interest	321	190	515	407
Other	40	21	33	-
	<u>361</u>	<u>211</u>	<u>548</u>	<u>407</u>
<b>Total revenue</b>	<b><u>53,381</u></b>	<b><u>45,210</u></b>	<b><u>33,523</u></b>	<b><u>29,783</u></b>
<b>5. Expenses</b>				
Results from continuing operations before income tax expense includes the following specific expenses:				
<b>Cost of revenue</b>				
Goods	2,098	1,899	2,441	2,313
Services	638	468	41	29
Total costs of revenue	<u>2,736</u>	<u>2,367</u>	<u>2,482</u>	<u>2,342</u>
Net foreign exchange losses	468	39	880	92
<b>Depreciation</b>				
Plant and equipment	500	496	223	270
Leasehold improvements	85	113	28	22
Plant and equipment under finance leases	318	218	214	130
Total depreciation	<u>903</u>	<u>827</u>	<u>465</u>	<u>422</u>
<b>Amortisation</b>				
Technology acquisitions and licenses	2,590	2,617	2,047	2,081
Capitalised research and development	1,721	1,779	617	786
Internally developed information systems	52	207	208	208
Total amortisation	<u>4,363</u>	<u>4,603</u>	<u>2,872</u>	<u>3,075</u>
Gain on sale of non-current assets	(6)	(19)	(5)	(18)
<b>Other charges against assets</b>				
Write down of inventories to net realisable value	236	50	232	34
Bad and doubtful debts	455	173	38	73
<b>Finance costs</b>				
Interest paid/payable	7	2	2	1
Finance charges relating to finance leases	60	68	31	20
Total finance costs	<u>67</u>	<u>70</u>	<u>33</u>	<u>21</u>
<b>Operating leases</b>				
Rental expense	2,306	1,649	892	492
Equipment	39	38	27	-
Total cost of operating leases	<u>2,345</u>	<u>1,687</u>	<u>919</u>	<u>492</u>
Defined contribution superannuation expense	1,618	1,347	940	796
Research and development costs incurred	10,543	8,649	11,263	10,708
Less: development costs capitalised	(673)	-	(673)	-
Research and development costs expensed	<u>9,870</u>	<u>8,649</u>	<u>10,590</u>	<u>10,708</u>

## Notes to the financial statements continued

Group		Altium Limited	
2007	2006	2007	2006
\$	\$	\$	\$

### 6. Remuneration of auditors

During the year the auditor of Altium Limited, its related practices and non-related audit firms earned the following remuneration:

#### Assurance services

Audit and review of financial reports and other audit work under the *Corporations Act 2001*

PricewaterhouseCoopers Australian firm	247,567	286,960	247,567	286,960
Related practices of PricewaterhouseCoopers Australian firm	22,778	23,439	-	-
Non-PricewaterhouseCoopers audit firm	12,509	6,100	9,799	1,291
<b>Total remuneration for assurance services</b>	<b>282,854</b>	<b>316,499</b>	<b>257,366</b>	<b>288,251</b>

#### Taxation services

PricewaterhouseCoopers Australian firm:

Tax compliance services, including review of company income tax returns

	-	11,154	-	11,154
Tax consulting and tax advice	26,302	22,710	26,302	22,710

Related practices of PricewaterhouseCoopers Australian firm:

Tax compliance services, including review of company income tax returns

	171,054	259,353	-	-
Tax consulting and tax advice	41,989	84,620	840	-

Non-PricewaterhouseCoopers audit firm

	11,340	8,714	11,340	2,752
--	--------	-------	--------	-------

**Total remuneration for taxation services**

	<b>250,685</b>	<b>386,551</b>	<b>38,482</b>	<b>36,616</b>
--	----------------	----------------	---------------	---------------

#### Advisory services

PricewaterhouseCoopers Australian firm

	-	9,600	-	9,600
--	---	-------	---	-------

Related practices of PricewaterhouseCoopers Australian firm

	-	1,212	-	-
--	---	-------	---	---

Non-PricewaterhouseCoopers audit firm

	4,235	4,115	-	4,037
--	-------	-------	---	-------

**Total remuneration for advisory services**

	<b>4,235</b>	<b>14,927</b>	<b>-</b>	<b>13,637</b>
--	--------------	---------------	----------	---------------

From time to time the company will employ accountants to provide consulting services. The group has a policy of seeking competitive tender for all major projects. Amounts in excess of \$20,000 must be approved by the audit and risk management committee.

## Notes to the financial statements continued

	Group		Altium Limited	
	2007	2006	2007	2006
	\$'000	\$'000	\$'000	\$'000
<b>7. Income Tax</b>				
<b>(a) Income tax expense (benefit)</b>				
Current tax	812	700	41	72
Deferred tax	(323)	(513)	(426)	(967)
Adjustments in respect of current income tax of prior years	25	(581)	(21)	-
	<u>514</u>	<u>(394)</u>	<u>(406)</u>	<u>(895)</u>
Deferred income tax benefit included in income tax benefit comprises:				
Increase in deferred tax assets (note 15)	(108)	(385)	(426)	(967)
Decrease in deferred tax liabilities (note 15)	(215)	(128)	-	-
	<u>(323)</u>	<u>(513)</u>	<u>(426)</u>	<u>(967)</u>
<b>(b) Numerical reconciliation of income tax (benefit) expense to prima facie tax payable</b>				
Profit (loss) from ordinary activities before income tax expense	1,580	1,163	(209)	(598)
Income tax calculated at 30%	474	349	(63)	(179)
Tax effect of amounts which are not deductible (taxable) in calculating taxable income:				
Research and development concession	(416)	(364)	(416)	(364)
Intellectual property amortisation	267	280	29	29
Share-based payments	78	149	65	149
Sundry items	(148)	(10)	-	-
	<u>255</u>	<u>404</u>	<u>(385)</u>	<u>(365)</u>
Adjustments in respect of current income tax of prior years	25	(581)	(21)	-
Benefit of tax losses not previously recognised now considered recoverable	-	(586)	-	(530)
Benefit of tax losses previously recognised written down	-	166	-	-
Effects of different rates of tax on overseas income	234	203	-	-
	<u>514</u>	<u>(394)</u>	<u>(406)</u>	<u>(895)</u>
<b>(c) Tax losses</b>				
Unused tax losses for which no deferred tax asset has been recognised	4,037	4,037	-	-
Potential tax benefit @ 35%	1,413	1,413	-	-

The benefit for tax losses will only be obtained if:

- (i) the group derives future assessable income of a nature and amount sufficient to enable the benefit from the deductions for the losses to be realised, or
- (ii) the losses are transferred to an eligible entity in the group, and
- (iii) the group continues to comply with the conditions for deductibility imposed by tax legislation, and
- (iv) no changes in tax legislation adversely affect the group in realising the benefit from the deductions for the losses.

## Notes to the financial statements continued

### 8. Earnings per share

	Group	
	2007 cents	2006 cents
Basic earnings per share	1.2	1.8
Diluted earnings per share	1.2	1.8

	Group	
	2007 Number	2006 Number
Weighted average number of ordinary shares used in the calculation of basic earnings per share	88,269,795	88,049,459
Adjustment for share options for the calculation of diluted earnings per share	417,564	-
Weighted average number of ordinary shares and potential ordinary shares used in the calculation of diluted earnings per share	<b>88,687,359</b>	<b>88,049,459</b>

	Group	
	2007 \$'000	2006 \$'000
Earnings used for basic and diluted earnings per share	1,066	1,557
Profit per income statement	1,066	1,557

#### Information concerning the classification of securities

Options granted under the Altium Option Plan, Altium Employee Share Option Plan, the Directors' Option Plan and the Altium Director Share Option Plan are considered to be potential ordinary shares and have been included in the determination of diluted earnings per share to the extent that the current share price is greater than the exercise price of the outstanding options. The options have not been included in the determination of basic earnings per share. Details relating to the options are set out in note 25.

For the year ended 30 June 2006, all options were anti dilutive and were not included in the calculation of diluted earnings per share.

	Group		Altium Limited	
	2007 \$'000	2006 \$'000	2007 \$'000	2006 \$'000

### 9. Cash and cash equivalents

Cash at bank and on hand	<b>10,653</b>	6,352	<b>6,761</b>	4,113
--------------------------	---------------	-------	--------------	-------

### 10. Trade and other receivables

#### Current

Trade receivables	15,739	12,990	7,246	8,640
Less: provision for impairment	(463)	(181)	(111)	(74)
	<b>15,276</b>	12,809	<b>7,135</b>	8,566
Prepayments	553	495	256	196
Amounts due from subsidiaries <sup>1</sup>	-	-	2,464	-
Other receivables	138	48	23	1
	<b>15,967</b>	13,352	<b>9,878</b>	8,763

#### Non-current

Amounts due from subsidiaries <sup>1</sup>	-	-	1,352	4,314
Long term deposits	326	379	32	25
Loans to key management personnel <sup>2</sup>	531	417	531	214
Employee loans <sup>3</sup>	192	337	183	530
	<b>1,049</b>	1,133	<b>2,098</b>	5,083

<sup>1</sup> For terms and conditions of amounts due from subsidiaries refer to note 28.

<sup>2</sup> Further information on loans to related parties and key management personnel are set out in note 30.

<sup>3</sup> The loans advanced are charged at the "benchmark interest rate" under the *Fringe Benefits Tax Assessment Act 1986 (Cwlth)* as at 30 June 2007 being 8.05% p.a. (2006: 7.30%). The above unsecured loans are for a five year term or repayable within thirty days of separation. During the year repayments of \$160,982 (2006: \$95,308) were made. An assessment of the carrying value of all employee loans is conducted by the directors at the end of each reporting period. Where the directors believe that the loan will not be recovered, the loan is expensed along with any fringe benefits tax associated with the loan forgiveness.

## Notes to the financial statements continued

### Bad and doubtful trade receivables

The group has recognised a loss of \$455,491 (2006: \$60,068) in respect of bad and doubtful trade receivables during the year ended 30 June 2007. The loss has been included in other expenses in the income statement.

Group		Altium Limited	
2007	2006	2007	2006
\$'000	\$'000	\$'000	\$'000

### 11. Inventories

Finished goods	551	552	488	413
Raw materials	358	386	358	386
	<b>909</b>	<b>938</b>	<b>846</b>	<b>799</b>

Inventories recognised as an expense during the year ended 30 June 2007 amounted to \$1,662,782 (2006:\$1,337,637). Write downs of inventories to net realisable value recognised as an expense during the year ended 30 June 2007 amounted to \$236,431 (2006:\$49,738). The expense has been included in raw materials and consumables used in the income statement.

### 12. Other financial assets

Altium Limited	
2007	2006
\$'000	\$'000

Shares in subsidiaries	<b>5,752</b>	<b>5,672</b>
------------------------	--------------	--------------

Investments in controlled entities comprise:

Name of entity	Country of incorporation	Equity holding		Investment in subsidiary	
		2007	2006	2007	2006
		%	%	\$'000	\$'000
Altium Netherlands BV - at recoverable amount	Netherlands	100	100	1,960	1,960
- Altium BV <sup>1</sup> - at recoverable amount	Netherlands	100	100	-	-
- Altium Limited (UK)	UK	100	100	-	-
Altium Inc - at recoverable amount	USA	100	100	-	-
Altium Europe GmbH	Germany	100	100	3,415	3,415
Protel AG	Switzerland	100	100	100	100
Altium Japan KK	Japan	100	100	114	114
Altium Information Technology (Shanghai) Co. Ltd	China	100	100	163	83

<sup>1</sup> Altium Limited holds 37.4% (2006: 37.4%) of shares in Altium BV directly. The remaining 62.6% (2006: 62.6%) are held indirectly through Altium Netherlands BV.

## Notes to the financial statements continued

	Group		Altium Limited	
	2007 \$'000	2006 \$'000	2007 \$'000	2006 \$'000
<b>13. Property, plant and equipment</b>				
Plant and equipment at cost	1,776	1,602	854	657
Less: accumulated depreciation	(768)	(736)	(344)	(310)
	<u>1,008</u>	<u>866</u>	<u>510</u>	<u>347</u>
Leasehold improvements at cost	448	365	168	122
Less: accumulated depreciation	(217)	(153)	(58)	(31)
	<u>231</u>	<u>212</u>	<u>110</u>	<u>91</u>
Leased plant and equipment	1,441	693	935	431
Less: accumulated amortisation	(562)	(261)	(365)	(151)
	<u>879</u>	<u>432</u>	<u>570</u>	<u>280</u>
Total property, plant and equipment	<u>2,118</u>	<u>1,510</u>	<u>1,190</u>	<u>718</u>

### Reconciliations

Reconciliations of the carrying amounts of each class of property, plant and equipment at the beginning and end of the current financial year are set out below.

Group	Plant and equipment \$'000	Leasehold improvements \$'000	Leased plant and equipment \$'000	Total \$'000
Carrying amount at 1 July 2005	814	246	579	1,639
Effect of prior period correction (note 32)	(27)	(25)	(3)	(55)
Restated carrying amount at 1 July 2005	787	221	576	1,584
Additions	602	86	94	782
Disposals	(68)	-	-	(68)
Translation differences	19	18	2	39
Other movements	22	-	(22)	-
Depreciation expense (note 5)	(496)	(113)	(218)	(827)
<b>Carrying amount at 30 June 2006</b>	<b>866</b>	<b>212</b>	<b>432</b>	<b>1,510</b>
Additions	707	111	797	1,615
Translation differences	(65)	(7)	(32)	(104)
Depreciation expense (note 5)	(500)	(85)	(318)	(903)
<b>Carrying amount at 30 June 2007</b>	<b>1,008</b>	<b>231</b>	<b>879</b>	<b>2,118</b>
<b>Altium Limited</b>	<b>Plant and equipment \$'000</b>	<b>Leasehold improvements \$'000</b>	<b>Leased plant and equipment \$'000</b>	<b>Total \$'000</b>
Carrying amount at 1 July 2005	442	66	324	832
Additions	195	58	86	339
Disposals	(20)	(11)	-	(31)
Depreciation expense (note 5)	(270)	(22)	(130)	(422)
<b>Carrying amount at 30 June 2006</b>	<b>347</b>	<b>91</b>	<b>280</b>	<b>718</b>
Additions	386	47	504	937
Depreciation expense (note 5)	(223)	(28)	(214)	(465)
<b>Carrying amount at 30 June 2007</b>	<b>510</b>	<b>110</b>	<b>570</b>	<b>1,190</b>

During the year a number of fully depreciated assets have been disposed. As these assets were fully written down there was no impact on the financial results of the group.

## Notes to the financial statements continued

	Group		Altium Limited	
	2007 \$'000	2006 \$'000	2007 \$'000	2006 \$'000
<b>14. Intangible assets</b>				
Internally generated intangibles at cost	13,521	15,061	6,513	6,921
Less: accumulated amortisation	(7,068)	(7,024)	(2,627)	(2,883)
	<u>6,453</u>	<u>8,037</u>	<u>3,886</u>	<u>4,038</u>
Other acquired intangibles at cost	17,026	21,453	13,310	17,424
Less: accumulated amortisation	(8,489)	(10,197)	(6,138)	(8,205)
	<u>8,537</u>	<u>11,256</u>	<u>7,172</u>	<u>9,219</u>
Total intangible assets	<u>14,990</u>	<u>19,293</u>	<u>11,058</u>	<u>13,257</u>

### Reconciliations

Reconciliations of the carrying amounts of each class of intangible assets at the beginning and end of the current financial year are set out below.

Group	Internally generated intangibles \$'000	Other acquired intangibles \$'000	Total \$'000
Carrying amount at 1 July 2005	11,791	14,108	25,899
Effect of prior period correction (note 32)	(1,962)	(390)	(2,352)
Restated carrying amount at 1 July 2005	9,829	13,718	23,547
Translation differences	194	155	349
Amortisation expense (note 5)	(1,986)	(2,617)	(4,603)
<b>Carrying amount at 30 June 2006</b>	<b>8,037</b>	<b>11,256</b>	<b>19,293</b>
Additions	673	-	673
Translation differences	(484)	(129)	(613)
Amortisation expense (note 5)	(1,773)	(2,590)	(4,363)
<b>Carrying amount at 30 June 2007</b>	<b>6,453</b>	<b>8,537</b>	<b>14,990</b>
<b>Altium Limited</b>			
Carrying amount at 1 July 2005	5,032	11,300	16,332
Amortisation expense (note 5)	(994)	(2,081)	(3,075)
<b>Carrying amount at 30 June 2006</b>	<b>4,038</b>	<b>9,219</b>	<b>13,257</b>
Additions	673	-	673
Amortisation expense (note 5)	(825)	(2,047)	(2,872)
<b>Carrying amount at 30 June 2007</b>	<b>3,886</b>	<b>7,172</b>	<b>11,058</b>

During the year a number of fully amortised assets have been disposed. As these assets were fully written down there was no impact on the financial results of the group.

### Impairment test for intangible assets

The recoverable amount of the group's intangible assets has been assessed based on value-in-use calculations. The calculations use cash flow projections based on actual results achieved for 2007. Future cash flows have been extrapolated using average revenue growth rates of 4.1% per annum and average cost growth rates of 2.5% per annum. The annual growth rate used for revenue extrapolation is significantly less than the current annual revenue growth rate. If the assumed growth rates included in revenue forecasts were removed, the recoverable amount would still exceed the carrying amount for the intangible assets. A post-tax discount rate of 12.05% is applied to post tax cash flow projections.

## Notes to the financial statements continued

### 15. Deferred tax

Group	Assets		Liabilities		Net	
	2007 \$'000	2006 \$'000	2007 \$'000	2006 \$'000	2007 \$'000	2006 \$'000
Property, plant and equipment	161	138	-	9	161	129
Intangible assets	283	191	3,233	3,845	(2,950)	(3,654)
Finance leases	22	19	-	-	22	19
Foreign currency revaluations	262	270	84	179	178	91
Employee benefits	538	559	4	5	534	554
Provisions	169	113	-	-	169	113
Tax losses	2,804	3,347	-	-	2,804	3,347
Foreign tax credits	2,638	2,901	2	8	2,636	2,893
	<b>6,877</b>	<b>7,538</b>	<b>3,323</b>	<b>4,046</b>	<b>3,554</b>	<b>3,492</b>
Set-off (pursuant to set-off provisions)	(3,323)	(4,046)	(3,323)	(4,046)	-	-
	<b>3,554</b>	<b>3,492</b>	<b>-</b>	<b>-</b>	<b>3,554</b>	<b>3,492</b>
Deferred tax to be recovered after 12 months	4,509	4,511	3,233	3,930	1,276	581
Deferred tax to be recovered within 12 months	2,368	3,027	90	116	2,278	2,911
	<b>6,877</b>	<b>7,538</b>	<b>3,323</b>	<b>4,046</b>	<b>3,554</b>	<b>3,492</b>

#### Movement in temporary differences during the year

Balance at 1 July	3,492	2,987	-	-		
Translation differences	(46)	120	215	128		
Charged to the income statement	108	385	(215)	(128)		
Balance at 30 June	<b>3,554</b>	<b>3,492</b>	<b>-</b>	<b>-</b>		

Altium Limited	Assets		Liabilities		Net	
	2007 \$'000	2006 \$'000	2007 \$'000	2006 \$'000	2007 \$'000	2006 \$'000
Property, plant and equipment	64	64	-	-	64	64
Intangible assets	-	-	3,233	3,834	(3,233)	(3,834)
Finance leases	20	19	-	-	20	19
Foreign currency revaluations	262	270	25	95	237	175
Employee benefits	389	393	-	-	389	393
Provisions	70	89	-	-	70	89
Tax losses	2,424	2,878	-	-	2,424	2,878
Foreign tax credits	1,422	1,183	-	-	1,422	1,183
	<b>4,651</b>	<b>4,896</b>	<b>3,258</b>	<b>3,929</b>	<b>1,393</b>	<b>967</b>
Set-off (pursuant to set-off provisions)	(3,258)	(3,929)	(3,258)	(3,929)	-	-
	<b>1,393</b>	<b>967</b>	<b>-</b>	<b>-</b>	<b>1,393</b>	<b>967</b>
Deferred tax to be recovered after 12 months	3,131	2,941	3,233	3,834	(102)	(893)
Deferred tax to be recovered within 12 months	1,520	1,955	25	95	1,495	1,860
	<b>4,651</b>	<b>4,896</b>	<b>3,258</b>	<b>3,929</b>	<b>1,393</b>	<b>967</b>

#### Movement in temporary differences during the year

Balance at 1 July	967	-	-	-		
Charged to the income statement	426	967	-	-		
Balance at 30 June	<b>1,393</b>	<b>967</b>	<b>-</b>	<b>-</b>		

Notes to the financial statements continued

	Group		Altium Limited	
	2007	2006	2007	2006
	\$'000	\$'000	\$'000	\$'000
<b>16. Trade and other payables</b>				
Trade payables	1,984	1,526	2,395	2,105
Amounts due to subsidiaries <sup>1</sup>	-	-	2,521	2,135
Other payables	2,032	1,176	881	336
	<u>4,016</u>	<u>2,702</u>	<u>5,797</u>	<u>4,576</u>

<sup>1</sup> For terms and conditions of amounts due to subsidiaries refer to note 28.

**17. Deferred Revenue**

Deferred maintenance revenue	8,521	4,945	223	104
Unearned income	600	363	65	16
	<u>9,121</u>	<u>5,308</u>	<u>288</u>	<u>120</u>

**18. Borrowings**

**Current**

Lease liabilities (note 26)	<u>390</u>	<u>230</u>	<u>275</u>	<u>135</u>
-----------------------------	------------	------------	------------	------------

**Non-current**

Lease liabilities (note 26)	<u>501</u>	<u>195</u>	<u>307</u>	<u>132</u>
-----------------------------	------------	------------	------------	------------

The lease liability consists of finance leases for plant and equipment. Leases due within one year have a weighted average interest rate of 9.75% (2006: 8.29%).

**19. Tax liabilities**

Income tax	<u>219</u>	<u>265</u>	<u>-</u>	<u>22</u>
------------	------------	------------	----------	-----------

**20. Provisions**

**Current**

Employee entitlements	<u>1,812</u>	<u>1,640</u>	<u>1,054</u>	<u>970</u>
-----------------------	--------------	--------------	--------------	------------

**Non-current**

Employee entitlements	<u>246</u>	<u>340</u>	<u>242</u>	<u>340</u>
-----------------------	------------	------------	------------	------------

**21. Contributed equity**

	2007	2006	2007	2006
	Number	Number	\$'000	\$'000
Share capital				
Fully paid ordinary shares	<u>89,147,009</u>	<u>88,049,459</u>	<u>120,314</u>	<u>119,370</u>

	Altium Limited	
	Number of shares	\$'000
Movements in ordinary share capital		
Balance at 1 July 2006	88,049,459	119,370
Share options exercised	1,097,550	944
Balance at 30 June 2007	<u>89,147,009</u>	<u>120,314</u>

## Notes to the financial statements continued

### Ordinary shares

Ordinary shares entitle the holder to participate in dividends and the proceeds on winding up of the company in proportion to the number of and amounts paid on the shares held. On a show of hands, every holder of ordinary shares present at a meeting, in person or by proxy, is entitled to one vote, and upon a poll each share is entitled to one vote.

### Options

Information relating to the Altium Option Plan, Altium Employee Share Option Plan, Directors' Option Plan and Altium Director Share Option Plan, including details of options issued, exercised and lapsed during the financial year and options outstanding at the end of the financial year are set out in note 25.

	Group		Altium Limited	
	2007 \$'000	2006 \$'000	2007 \$'000	2006 \$'000
<b>22. Reserves</b>				
<b>Share-based payments reserve</b>				
Balance at 1 July	1,131	869	1,131	869
Option expense	317	262	317	262
Balance at 30 June	<u>1,448</u>	<u>1,131</u>	<u>1,448</u>	<u>1,131</u>
<b>Foreign currency translation reserve</b>				
Balance at 1 July	(766)	-		
Effect of prior period correction (note 32)	-	(1,260)		
Restated balance at 1 July	<u>(766)</u>	<u>(1,260)</u>		
Currency translation differences arising during the year	(1,260)	494		
Balance at 30 June	<u>(2,026)</u>	<u>(766)</u>		

### Nature and purpose of reserves

#### *Share-based payments reserve*

The share-based payments reserve is used to recognise the fair value of options issued.

#### *Foreign currency translation reserve*

Exchange differences arising on translation of the foreign controlled entities are taken to the foreign currency translation reserve. The reserve will be recognised in profit and loss when the net investment is disposed.

### 23. Accumulated losses

Accumulated losses at 1 July	(84,345)	(84,861)	(87,424)	(87,721)
Effect of prior period correction (note 32)	-	(1,041)	-	-
Restated balance at 1 July	<u>(84,345)</u>	<u>(85,902)</u>	<u>(87,424)</u>	<u>(87,721)</u>
Profit attributable to members of Altium Limited	1,066	1,557	197	297
Dividends	(3,522)	-	(3,522)	-
Accumulated losses at 30 June	<u>(86,801)</u>	<u>(84,345)</u>	<u>(90,749)</u>	<u>(87,424)</u>

### 24. Dividends

Ordinary Shares	Altium Limited	
	2007 \$'000	2006 \$'000
Final unfranked dividend of 4 cents (2006:\$nil) per share fully paid on 21 August 2006 and paid on 25 September 2006.	<u>3,522</u>	-

The directors recommend a return of capital of 6 cents per share, which is subject to shareholder approval at the next annual general meeting and regulatory approval.

## Notes to the financial statements continued

### **25. Share-based payments**

The company has the following share option plans:

- i) Altium Option Plan
- ii) Altium Employee Share Option Plan
- iii) Directors' Option Plan
- iv) Altium Director Share Option Plan

#### ***Altium Option Plan***

The board of directors approved the establishment of the Altium Option Plan in June 1999. All employees (excluding executive directors) of Altium Limited and its subsidiaries are eligible to participate in the plan. Invitations for employees to participate are determined at the discretion of the directors of the company.

A total of 2,549,040 options (2006: 4,343,440) are outstanding under the plan to eligible employees as at 30 June 2007. The options granted under the Altium Option Plan vest in equal amounts over a four-year period from the first anniversary date of issue. Each option is convertible into one ordinary share. Conversion can occur no earlier than the first anniversary of the date on which the options were granted. The exercise price payable upon conversion is fixed.

#### ***Altium Employee Share Option Plan***

The board of directors approved the establishment of the Altium Employee Share Option Plan in December 2003. All employees (excluding executive directors) of Altium Limited and its subsidiaries are eligible to participate in the plan. Invitations for employees to participate are determined at the discretion of the directors of the company.

The vesting period of options granted under the Altium Employee Share Option Plan is at the director's discretion. Options granted on or before 5 December 2003 vest over a three-year period from the first anniversary date of issue, 40% in year one and 30% in the two subsequent years. The 200,000 options granted in May 2005 under the Altium Employee Share Option Plan are supplementary to the options issued on 5 December 2003. As a result these options vest over a two-year period from date of issue, 40% vest at issue date and 30% in the two subsequent years. This is in line with the vesting periods of the original options granted on 5 December 2003. Options granted on or after 7 May 2005 vest equally over four years.

These options are exercisable at any time once vested through to expiry date. When exercisable, each option is convertible into one ordinary share. No option holder has any right under the options to participate in any other share issue of the company or of any other entity within the group.

A total of 9,279,960 options (2006: 9,123,560) are outstanding under the plan to eligible employees as at 30 June 2007. Each option is convertible into one ordinary share. Conversion can occur no earlier than the first anniversary of the date on which the options were granted.

#### ***Directors' Option Plan***

The board of directors approved the establishment of the Directors' Option Plan in October 2000. The board may offer options to any director of Altium Limited (excluding Nicholas M Martin). Before issuing options to directors, the board will need to seek shareholder approval in accordance with ASX Listing Rule 10.14.

The Directors' Option Plan is based on the Altium Option Plan subject to changes required due to the fact that options are being issued to directors rather than employees.

When the board is exercising its discretion in respect of the Directors' Option Plan, a director will not be able to vote if the exercise of the discretion relates to options or shares in the company which will be issued to that director.

All exercisable options issued under this plan have expired.

#### ***Altium Director Share Option Plan***

The board of directors approved the establishment of the Altium Director Share Option Plan in November 2003. The board may offer options to any director of Altium Limited (excluding Nicholas M Martin). Before issuing options to directors, the board will need to seek shareholder approval in accordance with ASX Listing Rule 10.14.

The Altium Director Share Option Plan is based on the Altium Employee Share Option Plan subject to changes required due to the fact that options are being issued to directors rather than employees.

## Notes to the financial statements continued

When the board is exercising its discretion in respect of the Altium Director Share Option Plan, a director will not be able to vote if the exercise of the discretion relates to options or shares in the company which will be issued to that director.

A total of 990,000 options (2006:1,790,000) are outstanding under the plan as at 30 June 2007. Each option is convertible into one ordinary share. Conversion can occur no earlier than the first anniversary of the date on which the options were granted being 5 December 2003. The last exercise date for these options is 5 December 2008. The exercise price payable upon conversion is fixed at \$0.86.

The following tables set out details of options granted under the share option plans:

### Group and Altium Limited 2007

Grant date	Expiry date	Exercise price \$	Balance at 1 July 2006 <sup>1</sup>	Granted	Exercised	Forfeited	Lapsed	Balance at 30 June 2007 <sup>1</sup>	Options vested and exercisable
12 Oct 2001	12 Oct 2006	4.20	1,081,000	-	-	-	(1,081,000)	-	-
7 Nov 2001	7 Nov 2006	4.20	417,000	-	-	(185,000)	(232,000)	-	-
10 Jul 2002	10 Jul 2007	1.17	400,000	-	-	-	-	400,000	400,000
23 Oct 2002	23 Oct 2007	1.34	2,169,150	-	-	(254,500)	-	1,914,650	1,914,650
30 Oct 2002	30 Oct 2007	1.34	7,400	-	-	-	-	7,400	7,400
11 Nov 2002	11 Nov 2007	1.34	46,940	-	-	(30,000)	-	16,940	16,940
19 Nov 2002	19 Nov 2007	1.34	170,950	-	-	(1,400)	-	169,550	169,550
27 Nov 2002	27 Nov 2007	1.34	51,000	-	-	(10,500)	-	40,500	40,500
5 Dec 2003	5 Dec 2008	0.86	6,751,160	-	(297,550)	(393,700)	-	6,059,910	6,059,910
5 Dec 2003	5 Dec 2008	0.86	1,790,000	-	(800,000)	-	-	990,000	990,000
7 May 2005	7 May 2009	0.86	200,000	-	-	-	-	200,000	200,000
21 Feb 2006	21 Feb 2011	1.00	1,583,700	-	-	(213,500)	-	1,370,200	342,550
14 Mar 2006	14 Mar 2011	1.00	578,950	-	-	(22,850)	-	556,100	139,019
21 Mar 2006	14 Mar 2011	1.00	9,750	-	-	(9,750)	-	-	-
8 Dec 2006	8 Dec 2011	1.50	-	766,175	-	(50,925)	-	715,250	-
16 Jan 2007	16 Jan 2012	1.50	-	378,500	-	-	-	378,500	-
<b>Total</b>			<b>15,257,000</b>	<b>1,144,675</b>	<b>(1,097,550)</b>	<b>(1,172,125)</b>	<b>(1,313,000)</b>	<b>12,819,000</b>	<b>10,280,519</b>
Weighted average exercise price			1.28	1.50	0.86	1.57	4.20	1.03	

### Group and Altium Limited 2006

Grant date	Expiry date	Exercise price \$	Balance at 1 July 2005 <sup>1</sup>	Granted	Exercised	Forfeited	Lapsed	Balance at 30 June 2006 <sup>1</sup>	Options vested and exercisable
29 Sep 2000	29 Sep 2005	5.50	1,115,650	-	-	(34,000)	(1,081,650)	-	-
20 Nov 2000	20 Nov 2005	5.50	1,440,000	-	-	-	(1,440,000)	-	-
12 Oct 2001	12 Oct 2006	4.20	1,355,260	-	-	(274,260)	-	1,081,000	1,081,000
7 Nov 2001	7 Nov 2006	4.20	717,700	-	-	(300,700)	-	417,000	417,000
4 Dec 2001	4 Dec 2006	3.56	123,000	-	-	(123,000)	-	-	-
10 Jul 2002	10 Jul 2007	1.17	400,000	-	-	-	-	400,000	300,000
23 Oct 2002	23 Oct 2007	1.34	2,422,185	-	-	(253,035)	-	2,169,150	1,626,863
30 Oct 2002	30 Oct 2007	1.34	8,400	-	-	(1,000)	-	7,400	5,550
11 Nov 2002	11 Nov 2007	1.34	81,216	-	-	(34,276)	-	46,940	35,205
19 Nov 2002	19 Nov 2007	1.34	260,990	-	-	(90,040)	-	170,950	128,223
27 Nov 2002	27 Nov 2007	1.34	51,000	-	-	-	-	51,000	38,250
5 Dec 2003	5 Dec 2008	0.86	8,037,146	-	-	(1,285,986)	-	6,751,160	4,725,812
5 Dec 2003	5 Dec 2008	0.86	1,870,000	-	-	(80,000)	-	1,790,000	1,253,000
7 May 2005	7 May 2009	0.86	200,000	-	-	-	-	200,000	40,000
21 Feb 2006	21 Feb 2011	1.00	-	1,748,100	-	(164,400)	-	1,583,700	-
14 Mar 2006	14 Mar 2011	1.00	-	588,700	-	(9,750)	-	578,950	-
21 Mar 2006	14 Mar 2011	1.00	-	9,750	-	-	-	9,750	-
<b>Total</b>			<b>18,082,547</b>	<b>2,346,550</b>	<b>-</b>	<b>(2,655,447)</b>	<b>(2,516,650)</b>	<b>15,257,000</b>	<b>9,750,903</b>
Weighted average exercise price			1.99	1.00	-	3.63	5.50	1.28	

<sup>1</sup> Included in these balances are options that have not been recognised in accordance with AASB 2 as the options were granted before 7 November 2002. These options have not been subsequently modified and therefore do not need to be accounted for in accordance with AASB2.

## Notes to the financial statements continued

The weighted average contractual life of the options is 1.81 years (2006: 2.45 years).  
The market price per ordinary share at 30 June 2007 was \$1.25 (2006: \$0.30).

### Fair value of options granted

Fair values at grant date have been assessed using a derivative of the Black-Scholes option-pricing model including the following factors: the exercise price, stock price, expected life, volatility, risk-free rate, dividend yield and vesting period. Key assumptions adopted for valuing options as at the date of issue are summarised below:

Grant date	Exercise price \$	Share price at grant date \$	Expected price volatility %	Expected life of option Years	Risk-free interest rate %	Fair value \$
16 Jan 2007	1.50	1.19	67	5	6.13 - 6.26	0.67
8 Dec 2006	1.50	0.84	67	5	5.83 - 6.10	0.40
21 Mar 2006	1.34	0.30	66	5	5.37 - 5.41	0.10
14 Mar 2006	1.34	0.32	66	5	5.37 - 5.41	0.11
21 Feb 2006	1.34	0.29	66	5	5.18 - 5.40	0.09

Options are granted for no consideration. The amount received on the exercise of options is recognised as issued capital at the date of issue of the shares.

### Expenses arising from share-based payment transactions

Total expenses arising from share-based payment transactions recognised during the period as part of employee benefit expense were as follows:

	Group		Altium Limited	
	2007 \$'000	2006 \$'000	2007 \$'000	2006 \$'000
Options issued under employee option plans	317	262	317	262

Where options are issued to employees of subsidiaries with the group, the subsidiaries compensate Altium Limited for the amount recognised as an expense in relation to these options.

## 26. Commitments for expenditure

### Lease commitments

#### Operating leases

Commitments in relation to operating leases contracted for at the reporting date but not recognised as liabilities are payable as follows:

Within one year	2,267	1,655	781	403
Later than 1 year but not later than 5 years	3,247	1,453	46	225
	<b>5,514</b>	<b>3,108</b>	<b>827</b>	<b>628</b>
Representing:				
Non-cancellable operating leases	5,514	3,108	827	628

#### Finance leases

Commitments to purchase equipment in relation to finance leases are payable as follows:

Not later than one year	461	257	314	147
Later than 1 year but not later than 5 years	561	205	329	138
Minimum lease payments	1,022	462	643	285
Less: future finance charges	(131)	(37)	(61)	(18)
	<b>891</b>	<b>425</b>	<b>582</b>	<b>267</b>
Representing lease liabilities:				
Current (note 18)	390	230	275	135
Non-current (note 18)	501	195	307	132
	<b>891</b>	<b>425</b>	<b>582</b>	<b>267</b>

## Notes to the financial statements continued

### 27. Contingent liabilities

From time to time the group is subject to various claims and legal proceedings. Full provision has been made in the financial report for legal costs incurred to date in defending these matters and the directors do not believe there is significant exposure to these claims based on legal advice received to date.

### 28. Related party information

#### Directors, specified executives and their related entities

Disclosures relating to directors, director related entities and specified executives including information concerning shares or share options are set out in note 30 to the accounts.

#### Parent entity

The parent entity within the group is Altium Limited. The wholly-owned group consists of Altium Limited, the ultimate parent entity, and its wholly-owned controlled entities, Altium Inc, Altium Japan KK, Protel AG, Altium Netherlands BV, Altium BV, Altium Europe GmbH, Altium Limited (UK) and Altium Information Technology (Shanghai) Co. Ltd. Ownership interests in these controlled entities are set out in note 12.

Transactions between Altium Limited and other entities in the wholly-owned group during the years ended 30 June 2007 and 30 June 2006 consisted of:

- (a) supply of computer software for sale by Altium Limited;
- (b) purchase of computer software for sale from Altium Limited;
- (c) loans advanced by Altium Limited and interest received thereon;
- (d) loans repaid to Altium Limited;
- (e) purchase of research and development services by Altium Limited;
- (f) supply of finance, administration and marketing services by Altium Limited; and
- (g) payments for royalties in exchange for use of intellectual property.

These transactions were made on normal commercial terms and conditions and at market rates, except that there are no fixed terms for the repayment of principal on loans advanced by Altium Limited. The average interest rate charged on the loans during the year was 4.43% (2006: 4.59%).

	Altium Limited	
	2007	2006
	\$	\$
The following transactions occurred with related parties:		
Revenue	31,017,040	23,766,719
Interest revenue	284,322	228,464
Royalty expense	(689,942)	(718,963)
Contract research and development expense	(6,405,384)	(6,509,927)
Marketing expense	(1,114,373)	(815,179)
Employee benefits	214,786	111,760
Other related party transactions	32,994	50,542

The following balances are outstanding at the reporting date in relation to transactions with related parties:

Current receivables		
Trade debtors	3,583,998	6,123,233
Amounts due from subsidiaries	2,463,674	-
Non-current receivables		
Amounts due from subsidiaries	1,352,010	4,312,309
Current payables		
Trade creditors	1,840,295	1,434,922
Amounts due to subsidiaries	2,520,980	2,134,277

## Notes to the financial statements continued

	Group		Altium Limited	
	2007	2006	2007	2006
	\$'000	\$'000	\$'000	\$'000
<b>29. Cash flow information</b>				
<b>Reconciliation of operating profit after income tax to net cash inflows from operating activities</b>				
Operating profit after income tax	1,066	1,557	197	297
Depreciation and amortisation	5,266	5,430	3,337	3,497
Gain on disposal of assets	(6)	(19)	(5)	(18)
Unrealised foreign exchange differences	-	10	664	(80)
<b>Change in operating assets and liabilities</b>				
(Increase) decrease in trade and other debtors	(3,595)	(3,353)	1,439	(631)
Decrease (increase) in inventories	16	(17)	(47)	37
(Increase) decrease in prepayments and other assets	(87)	151	(67)	515
(Decrease) increase in deferred tax assets	(214)	(377)	(426)	11
Increase in trade and other creditors and employee entitlements	6,163	411	973	822
(Decrease) increase in deferred tax liabilities	(108)	(128)	-	22
Decrease in income tax receivable and payable	(27)	(410)	(22)	(1,484)
Increase (decrease) in other provisions	162	(34)	(14)	(100)
Increase in equity compensation reserve	317	262	317	262
<b>Net cash inflows from operating activities</b>	<b>8,953</b>	<b>3,483</b>	<b>6,346</b>	<b>3,150</b>
<b>Non-cash financing and investing activities</b>				
Acquisition of plant and equipment by means of finance lease	797	94	504	86

## 30. Key management personnel

	Group		Altium Limited	
	2007	2006	2007	2006
	\$	\$	\$	\$
Short-term employee benefits	2,330,295	2,134,714	1,907,925	1,503,252
Post-employment benefits	229,314	212,872	241,320	193,954
Long-term benefits	23,691	155,754	51,943	144,217
Share-based payments	94,568	87,479	102,587	97,186
	<b>2,677,868</b>	<b>2,590,819</b>	<b>2,303,775</b>	<b>1,938,609</b>

The group has taken advantage of the relief provided by Corporations Regulation 2M.6.04 and has transferred the detailed remuneration disclosures to the directors' report.

### Equity instrument disclosures relating to key management personnel

#### *Options provided as remuneration and shares on exercise of such options*

Details of options provided as remuneration and shares issued on the exercise of such options, together with terms and conditions of the options can be found in the remuneration report and note 25.

#### *Option holdings*

The number of option holdings over ordinary shares in the company held during the financial year by each director of Altium Limited and other key management personnel of the group, including their personally related parties are set out on the following page.

## Notes to the financial statements continued

2007	Balance at 1 July 2006	Granted during the year	Exercised during the year	Expired during the year	Balance at 30 June 2007	Vested and exercisable at 30 June 2007
<i>Directors of Altium Limited</i>						
Carl J Rooke	160,000	-	-	-	160,000	160,000
Kayvan Oboudiyat <sup>1</sup>	1,200,000	-	800,000	-	400,000	400,000
William A Bartee	80,000	-	-	-	80,000	80,000
<i>Key management personnel of Altium Limited</i>						
Emma Lo Russo	200,000	300,000	-	-	500,000	50,000
Darren Charles	571,000	-	-	-	571,000	496,000
Benjamin Wells	521,000	-	-	-	521,000	446,000
Kerri-Ann Wilson	270,000	-	-	80,000	190,000	152,500
Marc Depret	550,000	-	-	-	550,000	550,000
Jason Hingston	470,000	-	-	-	470,000	470,000
Peter Williamson <sup>2</sup>	-	100,000	-	-	100,000	-
<i>Key management personnel of the group</i>						
Michael Stipe <sup>3</sup>	200,000	-	-	-	200,000	50,000
Frank Hoschar	375,000	-	-	-	375,000	375,000
Peter Murman	415,000	100,000	-	157,500	357,500	257,500
Matthew Schwaiger	600,000	-	-	-	600,000	600,000

<sup>1</sup> Kayvan Oboudiyat options were exercised at 86 cents on 24 April 2007.

<sup>2</sup> Peter Williamson was appointed on 30 October 2006.

<sup>3</sup> Michael Stipe ceased employment on 10 July 2007.

2006	Balance at 1 July 2005	Granted during the year	Exercised during the year	Expired during the year	Balance at 30 June 2006	Vested and exercisable at 30 June 2006
<i>Directors of Altium Limited</i>						
Carl J Rooke	320,000	-	-	160,000	160,000	112,000
Kayvan Oboudiyat	2,400,000	-	-	1,200,000	1,200,000	840,000
William A Bartee	160,000	-	-	80,000	80,000	56,000
Dr Steven G Duvall <sup>1</sup>	80,000	-	-	80,000	-	-
Bruce W Edwards <sup>1</sup>	150,000	-	-	-	150,000	105,000
<i>Key management personnel of Altium Limited</i>						
Emma Lo Russo	-	200,000	-	-	200,000	-
Darren Charles <sup>1</sup>	601,000	100,000	-	130,000	571,000	333,450
<i>Key management personnel of the group</i>						
Michael Stipe	-	200,000	-	-	200,000	-
Frank Hoschar	375,000	-	-	-	375,000	272,500
Peter Murman	415,000	-	-	-	415,000	338,538

<sup>1</sup> Dr Steven G Duvall and Bruce W Edwards resigned as non-executive directors on 15 July 2005. Darren Charles resigned as an executive director on 15 July 2005 and continues in his capacity of Chief Financial Officer at date of this report.

Nicholas M Martin, David M Warren, André J Pravaz and Samuel S Weiss have not been granted options over ordinary shares at any time since the commencement of any company option plans.

## Notes to the financial statements continued

Details of all options granted to, or exercised by, key management personnel during the financial year are set out below:

2007	Value at grant date \$	Value at exercise date \$	Date granted or exercised
Kayvan Oboudiyat	-	992,000	26 Apr 2007
Emma Lo Russo	89,814	-	8 Dec 2006
Peter Williamson	29,938	-	8 Dec 2006
Peter Murman	48,552	-	16 Jan 2007

2006	Value at grant date \$	Value at exercise date \$	Date granted or exercised
Emma Lo Russo	14,253	-	21 Feb 2006
Darren Charles	7,127	-	21 Feb 2006
Michael Stipe	16,722	-	14 Mar 2006

No amounts are unpaid on any shares issued on the exercise of options.  
There were no options granted to directors during the financial year.

### Share holdings

The number of ordinary shares in Altium Limited held during the financial year by each director of the company and each of the key management personnel of the group, including their related entities, are set out below.

2007	Balance at 1 July 2006	Acquisitions during the year	Balance at 30 June 2007
<i>Directors of Altium Limited</i>			
Carl J Rooke	465,365	-	465,365
Nicholas M Martin	22,444,000	80,650	22,524,650
Kayvan Oboudiyat	1,187,500	800,000	1,987,500
William A Bartee	-	-	-
André J Pravaz <sup>1</sup>	-	-	-
David M Warren	5,523,000	-	5,523,000
Samuel S Weiss <sup>1</sup>	-	-	-
<i>Key management personnel of Altium Limited</i>			
Emma Lo Russo	-	-	-
Darren Charles	170,890	9,435	180,325
Benjamin Wells	5,000	-	5,000
Kerri-Ann Wilson	-	-	-
Marc Depret	228,400	-	228,400
Jason Hingston	128,350	-	128,350
Peter Williamson <sup>2</sup>	-	-	-
<i>Key management personnel of the group</i>			
Michael Stipe <sup>3</sup>	175,000	-	175,000
Frank Hoschar	445,500	-	445,500
Peter Murman	-	-	-
Matthew Schwaiger	400,000	-	400,000

<sup>1</sup> André J Pravaz and Samuel S Weiss were appointed as non-executive directors on 1 January 2007

<sup>2</sup> Peter Williamson was appointed on 30 October 2006.

<sup>3</sup> Michael Stipe ceased employment on 10 July 2007.

## Notes to the financial statements continued

2006	Balance at 1 July 2005	Acquisitions during the year	Balance at 30 June 2006
<i>Directors of Altium Limited</i>			
Carl J Rooke	324,400	140,965	465,365
Nicholas M Martin	22,444,000	-	22,444,000
Kayvan Oboudiyat	1,187,500	-	1,187,500
William A Bartee	-	-	-
David M Warren	5,403,000	120,000	5,523,000
<i>Key management personnel of Altium Limited</i>			
Emma Lo Russo	-	-	-
Darren Charles <sup>1</sup>	130,890	40,000	170,890
<i>Key management personnel of the group</i>			
Michael Stipe	-	175,000	175,000
Frank Hoschar	445,500	-	445,500
Peter Murman	-	-	-

<sup>1</sup> Darren Charles resigned as an executive director on 15 July 2005 and continues in his capacity of Chief Financial Officer at the date of this report.

### Loans to directors, key management and related entities

The following unsecured loans to directors and other key management, including their personally-related parties were outstanding:

	Balance at 30 June \$	Annual interest charge \$	Annual repayments \$	Highest indebtedness \$
In aggregate 2007	586,440	38,868	29,045	592,647
In aggregate 2006	512,110	23,066	13,082	513,622

Included in the aggregate loans above are loans to a related party of Nicholas M Martin of \$222,007 (2006:\$209,494) and Marc Depret of \$251,330. Interest charged on the loans for the year was \$12,543 (2006: \$9,607) for the related party of Nicholas M Martin and \$17,786 for Marc Depret. During the year there were repayments of \$17,980 by Marc Depret.

The loans are charged at the "benchmark interest rate" under the *Fringe Benefits Tax Assessment Act 1986 (Cwlth)* as at 30 June 2007 being 8.05% p.a. (2006: 7.3%). The above unsecured loans are for a five year term or repayable within thirty days of separation.

The loans have been written down by \$55,440 (2006: \$95,110) to fair value.

### Remuneration of director-related entities

Carl J Rooke is a Director of BDO Kendalls Pty Ltd (formerly Horwath Tas Pty Ltd). BDO Kendalls Pty Ltd has provided taxation services to Altium Limited for many years on normal commercial terms and conditions. The total amounts recognised as expenses during the year total \$6,970 (2006: \$nil). There were no amounts payable at balance sheet date to BDO Kendalls Pty.

Related entities of directors employed by any company in the group are paid on normal commercial terms and conditions.

### 31. Financial risk management

The group's principal financial instruments comprise cash and finance leases. The group has various other financial instruments such as trade debtors and trade creditors, which arise directly from its operations.

#### (a) Foreign currency exposures

Foreign exchange risk arises when future commercial transactions and recognised assets and liabilities are denominated in a currency that is not the entity's functional currency. The group operates internationally and is exposed to foreign exchange risk arising from currency exposures to the US Dollar, Euro, British Pound, Japanese Yen, Swiss Franc and Chinese Yuan. Foreign currency revenues are partially hedged by foreign currency denominated expenses.

## Notes to the financial statements continued

### (b) Credit risk exposures

The credit risk on financial assets of the group, which have been recognised on the balance sheet, other than investments in shares, is generally the carrying amount, net of any impairment provision. The group has no significant concentrations of credit risk. The group has policies in place to ensure that sales of products and services are made to customers with an appropriate credit history.

### (c) Interest rate risk exposures

The group's exposure to interest rate risk and the effective weighted average interest rate for each class of financial assets and financial liabilities is set out below. Exposures arise predominantly from assets and liabilities bearing variable interest rates as the group intends to hold fixed rate assets and liabilities to maturity.

2007		Fixed interest rate maturities					Non interest bearing \$'000	Total \$'000
Note	Floating interest rate \$'000	1 year or less \$'000	1 to 5 years \$'000	Over 5 years \$'000				
<b>Financial assets</b>								
Cash	9	9,207	-	-	-	1,446	10,653	
Receivables	10	-	-	1,049	-	15,967	17,016	
		<u>9,207</u>	<u>-</u>	<u>1,049</u>	<u>-</u>	<u>17,413</u>	<u>27,669</u>	
Weighted average interest rate		3.10%		7.49%				
<b>Financial liabilities</b>								
Accounts payable	16	-	-	-	-	(4,016)	(4,016)	
Financial lease liabilities	18	-	(390)	(501)	-	-	(891)	
		<u>-</u>	<u>(390)</u>	<u>(501)</u>	<u>-</u>	<u>(4,016)</u>	<u>(4,907)</u>	
Weighted average interest rate			8.51%	9.41%				
2006		Fixed interest rate maturities					Non interest bearing \$'000	Total \$'000
Note	Floating interest rate \$'000	1 year or less \$'000	1 to 5 years \$'000	Over 5 years \$'000				
<b>Financial assets</b>								
Cash	9	5,354	-	-	-	998	6,352	
Receivables	10	-	-	754	-	13,731	14,485	
		<u>5,354</u>	<u>-</u>	<u>754</u>	<u>-</u>	<u>14,729</u>	<u>20,837</u>	
Weighted average interest rate		1.02%		7.18%				
<b>Financial liabilities</b>								
Accounts payable	16	-	-	-	-	(2,702)	(2,702)	
Financial lease liabilities	18	-	(230)	(195)	-	-	(425)	
		<u>-</u>	<u>(230)</u>	<u>(195)</u>	<u>-</u>	<u>(2,702)</u>	<u>(3,127)</u>	
Weighted average interest rate			7.69%	8.74%				

### (d) Net fair value of financial assets and liabilities

The net fair value of financial assets and financial liabilities is based upon market prices where a market exists or by discounting the expected future cash flows by the current interest rates for assets and liabilities with similar risk profiles. At balance date, the net fair value of financial assets and liabilities approximates their carrying value.

## Notes to the financial statements continued

### 32. Correction of a prior period error – Foreign currency translation of subsidiaries


On adoption of Australian equivalents to International Financial Reporting Standards (AIFRS), the Group adopted AASB 121 *The Effects of Foreign Exchange Rates* which required the translation of foreign subsidiaries into Australian dollars using the exchange rates prevailing on the balance date for assets and liabilities and the exchange rates prevailing on the date of transaction for income and expenses. In the year ended 30 June 2006, the impact of the transition to AASB 121 was incorrectly brought to account in that some assets continued to be translated at historical rates. The effect of the correction on the group comparative periods is shown below.

	As previously reported \$'000	Effect of correction \$'000	Revised \$'000
<b>Income statement</b>			
Profit attributable to members of Altium Limited	1,415	142	1,557
	Cents	Cents	Cents
Earnings per share	1.6	0.2	1.8
<b>Balance Sheet</b>			
	\$'000	\$'000	\$'000
<b>Current assets</b>			
Cash and cash equivalents	6,352	-	6,352
Trade and other receivables	13,343	9	13,352
Inventories	938	-	938
<b>Total current assets</b>	<b>20,633</b>	<b>9</b>	<b>20,642</b>
<b>Non-current assets</b>			
Trade and other receivables	1,133	-	1,133
Property, plant and equipment	1,499	11	1,510
Intangible assets	20,870	(1,577)	19,293
Deferred tax assets	3,492	-	3,492
<b>Total non-current assets</b>	<b>26,994</b>	<b>(1,566)</b>	<b>25,428</b>
<b>Total assets</b>	<b>47,627</b>	<b>(1,557)</b>	<b>46,070</b>
<b>Current liabilities</b>			
Trade and other payables	2,702	-	2,702
Deferred Revenue	5,200	108	5,308
Borrowings	230	-	230
Current tax liabilities	265	-	265
Provisions	1,640	-	1,640
<b>Total current liabilities</b>	<b>10,037</b>	<b>108</b>	<b>10,145</b>
<b>Non-current liabilities</b>			
Borrowings	195	-	195
Provisions	340	-	340
<b>Total non-current liabilities</b>	<b>535</b>	<b>-</b>	<b>535</b>
<b>Total liabilities</b>	<b>10,572</b>	<b>108</b>	<b>10,680</b>
<b>Net assets</b>	<b>37,055</b>	<b>(1,665)</b>	<b>35,390</b>
<b>Equity</b>			
Contributed equity	119,370	-	119,370
Reserves	1,131	(766)	365
Accumulated losses	(83,446)	(899)	(84,345)
<b>Total equity</b>	<b>37,055</b>	<b>(1,665)</b>	<b>35,390</b>

## Declaration to the Board of Directors in accordance with Section 295A of the Corporations Act

In our opinion:

- (a) the financial records of the company and the group for the financial year ended 30 June 2007 have been properly maintained in accordance with section 286 of the *Corporations Act 2001*; and
- (b) the financial statements, and the notes to the financial statements, of the company and the group, for the financial year ended 30 June 2007:
  - (i) comply with Accounting Standards, the *Corporations Regulations 2001* and other mandatory professional reporting requirements; and
  - (ii) give a true and fair view of the company's and group's financial position as at 30 June 2007 and of their performance, as represented by the results of their operations and their cash flows, for the financial year ended on that date.



Nicholas M Martin  
Chief Executive Officer and Chief Technology Officer



Darren Charles  
Chief Financial Officer

Sydney  
21 August 2007

## Directors' declaration


In the directors' opinion:

- (a) the financial statements and notes set out on pages 20 to 52 are in accordance with the *Corporations Act 2001*, including:
  - (i) complying with Accounting Standards, the *Corporations Regulations 2001* and other mandatory professional reporting requirements; and
  - (ii) giving a true and fair view of the company's and group's financial position as at 30 June 2007 and of their performance for the financial year ended on that date; and
- (b) there are reasonable grounds to believe that the company will be able to pay its debts as and when they become due and payable; and
- (c) the audited remuneration disclosures set out on pages 6 to 12 of the directors' report comply with Accounting Standards AASB 124 *Related Party Disclosures* and the *Corporations Regulations 2001*.

The directors have been given the declarations by the chief executive officer and chief financial officer required by section 295A of the *Corporations Act 2001*.

This declaration is made in accordance with a resolution of the directors.

For and on behalf of the board



Nicholas M Martin  
Director, Chief Executive Officer and Chief Technology Officer



Kayvan Oboudiyat  
Director and Executive Vice Chairman

Sydney  
21 August 2007

**PricewaterhouseCoopers**  
**ABN 52 780 433 757**

Darling Park Tower 2  
201 Sussex Street  
GPO BOX 2650  
SYDNEY NSW 1171  
DX 77 Sydney  
Australia  
www.pwc.com/au  
Telephone +61 2 8266 0000  
Facsimile +61 2 8266 9999

## Independent audit report to the members of Altium Limited

### Report on the financial report and the AASB 124 Remuneration disclosures contained in the directors' report

We have audited the accompanying financial report of Altium Limited (the company), which comprises the balance sheet as at 30 June 2007, and the income statement, statement of changes in equity and cash flow statement for the year ended on that date, a summary of significant accounting policies, other explanatory notes and the directors' declaration for both Altium Limited and the Altium Limited Group (the group). The group comprises the company and the entities it controlled at the year end or from time to time during the financial year.

We have also audited the remuneration disclosures contained in the directors' report. As permitted by the *Corporations Regulations 2001*, the company has disclosed information about the remuneration of directors and executives (remuneration disclosures), required by Accounting Standard AASB 124 Related Party Disclosures, under the heading "remuneration report" in pages 6 to 12 of the directors' report and not in the financial report.

#### *Directors' responsibility for the financial report and the AASB 124 Remunerations disclosures contained in the directors' report*

The directors of the company are responsible for the preparation and fair presentation of the financial report in accordance with Australian Accounting Standards (including the Australian Accounting Interpretations) and the *Corporations Act 2001*. This responsibility includes establishing and maintaining internal control relevant to the preparation and fair presentation of the financial report that is free from material misstatement, whether due to fraud or error; selecting and applying appropriate accounting policies; and making accounting estimates that are reasonable in the circumstances. In Note 1, the directors also state, in accordance with Accounting Standard AASB 101 *Presentation of Financial Statements*, that compliance with the Australian equivalents to International Financial Reporting Standards ensures that the financial report, comprising the financial statements and notes, complies with International Financial Reporting Standards.

The directors of the company are also responsible for the remuneration disclosures contained in the directors' report.

#### *Auditor's responsibility*

Our responsibility is to express an opinion on the financial report based on our audit. We conducted our audit in accordance with Australian Auditing Standards. These Auditing Standards require that we comply with relevant ethical requirements relating to audit engagements and plan and perform the audit to obtain reasonable assurance whether the financial report is free from material misstatement. Our responsibility is to also express an opinion on the remuneration disclosures contained in the directors' report based on our audit.

An audit involves performing procedures to obtain audit evidence about the amounts and disclosures in the financial report and the remuneration disclosures contained in the directors' report. The procedures selected depend on the auditor's judgement, including the assessment of the risks of material misstatement of the financial report and the remuneration disclosures contained in the directors' report, whether due to fraud or error. In making those risk assessments, the auditor considers internal control relevant to the entity's preparation and fair presentation of the financial report and the remuneration disclosures contained in the directors' report in order to design audit procedures that are appropriate in the circumstances, but not for the purpose of expressing an opinion on the effectiveness of the entity's internal control. An audit also includes evaluating the appropriateness of accounting policies used and the reasonableness of accounting estimates made by the directors, as well as evaluating the overall presentation of the financial report and the remuneration disclosures contained in the directors' report.

Our procedures include reading the other information in the annual report to determine whether it contains any material inconsistencies with the financial report.

## Independent audit report continued

For further explanation of an audit, visit our website <http://www.pwc.com/au/financialstatementaudit>.

Our audit did not involve an analysis of the prudence of business decisions made by directors or management.

We believe that the audit evidence we have obtained is sufficient and appropriate to provide a basis for our audit opinions.

## Matters relating to the electronic presentation of the audited financial report

This audit report relates to the financial report and remuneration disclosures of Altium Limited (the company) for the financial year ended 30 June 2007 included on the Altium Limited web site. The company's directors are responsible for the integrity of the Altium Limited web site. We have not been engaged to report on the integrity of this web site. The audit report refers only to the financial report and remuneration disclosures identified above. It does not provide an opinion on any other information which may have been hyperlinked to/from the financial report or remuneration disclosures. If users of this report are concerned with the inherent risks arising from electronic data communications they are advised to refer to the hard copy of the audited financial report and remuneration disclosures to confirm the information included in the audited financial report and remuneration disclosures presented on this web site.

### *Independence*

In conducting our audit, we have complied with the independence requirements of the *Corporations Act 2001*.

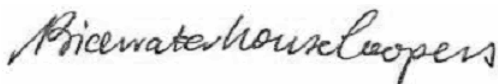
### *Auditor's opinion on the financial report*

In our opinion:

- (a) the financial report of Altium Limited
  - (i) giving a true and fair view of the company's and group's financial position as at 30 June 2007 and of their performance for the year ended on that date; and
  - (ii) complying with Australian Accounting Standards (including the Australian Accounting Interpretations) and the *Corporations Regulations 2001*; and
- (b) the consolidated financial statements and notes also comply with International Financial Reporting Standards as disclosed in Note 1

### *Auditor's opinion on the AASB 124 Remuneration disclosures contained in the directors' report*

In our opinion, the remuneration disclosures that are contained in pages 6 to 12 of the directors' report comply with Accounting Standard AASB 124.



PricewaterhouseCoopers



M W Chiang  
Partner

Sydney  
21 August 2007